



KT-LED12T8-48GC-830-S

T8 LED LAMP

DESCRIPTION

12W T8 LED | 3000K | >80 CRI | High Efficiency | Ballast Compatible



LAMP TYPE: Linear
BULB TYPE: T8 LED
BASE TYPE: G13 (Medium Bi-Pin)
WATTAGE: 12W
COLOR TEMPERATURE: 3000K
COLOR RENDERING INDEX (CRI): >80
WARRANTY: 5 Years



PRODUCT FEATURES

- **Compatible with Most Instant and Program Start Electronic T8 Ballasts, Contact Keystone for Ballast Compatibility List**
- Direct Replacement for the Following Fluorescent Lamps: F32T8/32W, F32T8/30W, F32T8/28W, F32T8/25W
- UL Listed; Was listed on DLC Qualified Product List prior to April 2017
- 50,000+ Hour Lifetime
- Environmentally Friendly: No Mercury Used
- Instant Startup
- Frosted Lens Eliminates Pixelation
- Operating Temperature: -20°C/-4°F to 45°C/113°F
- 100+ Lumens per Watt (Bare Lamp Efficacy)
- Suitable for Dry and Damp Locations
- Improved Lamp Durability with Shatterproof Coated Glass, designed to pass drop tests of 6' on hard surface
- NSF Listed: NSF/ANSI Standard 2 - Food Equipment, Splash Zone (Not for Direct Food Zone without additional fixture considerations)

OPERATING SPECIFICATIONS

ELECTRICAL AND PERFORMANCE CHARACTERISTICS

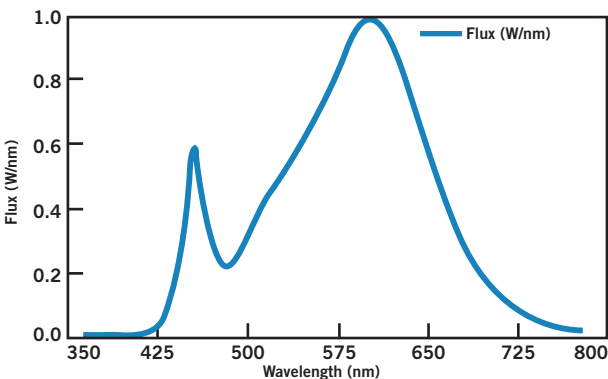
Input Voltage	CRI	Bare Lamp Wattage	Nominal Lamp Lumens	System Wattage*			Initial Lumens*			Nominal Bare Lamp Efficacy	Power Factor	Max. THD
				0.78BF	0.88BF	1.18BF	0.78BF	0.88BF	1.18BF			
Ballast Dependent	>80	12W	1800 lm	12.6W	14.9W	19.4W	1470 lm	1710 lm	2090 lm	150	>0.9	20%

* Nominal values. Actual values may vary depending on electronic ballast used.

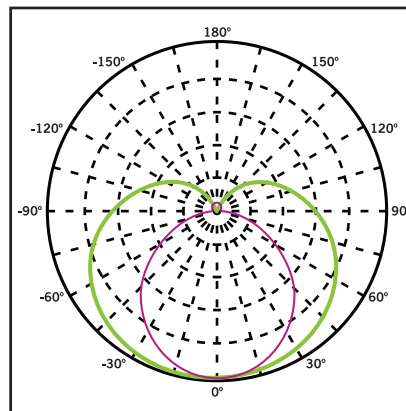
RATED LIFE

L70 (Hours)	50,000
-------------	--------

SPECTRAL DISTRIBUTION



POLAR CANDELA DISTRIBUTION



Maximum Candela = 1248.55
 Located at Horizontal Angle = 0,
 Vertical Angle 0

1. **Violet** Vertical Plane through Horizontal Angles (90-270)
2. **Green** Vertical Plane through Horizontal Angles (0-180)

Beam Angle: 220°

Visible Light Area: 325°



SMARTDRIVE LED
PLUG & PLAY WITH BALLAST

KT-LED12T8-48GC-830-S

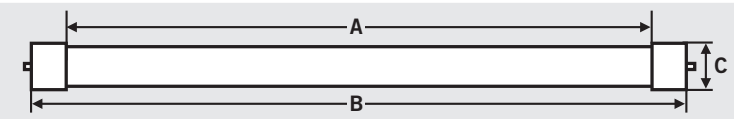
T8 LED LAMP

WIRING

Plug and Play: Simply replace the existing fluorescent lamp with Keystone Smart Drive LED lamp. No changes to the existing fluorescent ballast wiring needed. For ballast compatibility questions, please contact Keystone.

PHYSICAL CHARACTERISTICS

LAMP DIMENSIONS



A (Illuminated Length)	44.70"
B (Body Length)	47.15"
C (Diameter)	1.00"

NOMINAL LENGTH: 48" **BASE TYPE:** G13 (Medium Bi-Pin)

ORDERING INFORMATION

ORDER CODE	PACKAGING STYLE	PACK QTY.	ITEM STATUS
KT-LED12T8-48GC-830-S-CP	Carton Pack (Egg Crate Packaging)	25	Quick Ship
KT-LED12T8-48GC-830-S-DP	Distributor Pack (Individual Cartons)	20	Quick Ship

CATALOG NUMBER BREAKDOWN

KT-LED12T8-48GC-830-S-CP

Keystone Technologies	LED Lamp	Wattage	Lamp Type	Nominal Length (Inches)	Shatterproof Coated Glass	800 Series	Color Temp.	Smart Drive Series	Packaging Style
-----------------------	----------	---------	-----------	-------------------------	---------------------------	------------	-------------	--------------------	-----------------