



# KT-LED15T8-48GC-835-D /G3

## T8 LED LAMP

### DESCRIPTION

15W T8 LED | 3500K | >83 CRI | High Efficiency



<b>LAMP TYPE:</b> Linear
<b>BULB TYPE:</b> T8 LED
<b>BASE TYPE:</b> G13 (Medium Bi-Pin)
<b>WATTAGE:</b> 15W
<b>COLOR TEMPERATURE:</b> 3500K
<b>COLOR RENDERING INDEX (CRI):</b> >83
<b>WARRANTY:</b> 5 Years



### PRODUCT FEATURES

- Replacement for Conventional Fluorescent Lamp
- 50,000+ Hour Lifetime
- Approximately 40% More Energy Efficient than Standard F32T8 Lamps
- Environmentally Friendly: No Mercury Used
- Instant Startup
- Frosted Lens Eliminates Pixelation
- UL Classified; Listed on DLC Qualified Product List
- Operating Temperature: -20°C/-4°F to 45°C/113°F
- Integral Driver (Isolated), Eliminates the Need for External Driver or Ballast
- 110+ Lumens per Watt
- Improved Lamp Durability with Shatterproof Coated Glass
- ETL Sanitation Listed NSF/ANSI Standard 2 - Food Equipment

### OPERATING SPECIFICATIONS

#### ELECTRICAL CHARACTERISTICS

Input Voltage	Power Consumption	Power Factor	Input Current
120-277Vac	15W	>0.9	0.16A @ 120V 0.07A @ 277V

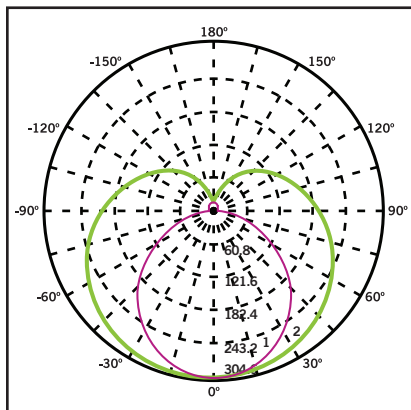
#### PHOTOMETRIC CHARACTERISTICS

Color Temperature (CCT)	3500K
Luminous Flux	1800 lm
Color Rendering Index (CRI)	>83
Efficacy	117 lm/W
Beam Angle	240°
Visible Light Area	325°

#### RATED LIFE

L70 (Hours)	50,000
-------------	--------

#### POLAR CANDELA DISTRIBUTION



Maximum Candela = 1248.55  
 Located at Horizontal Angle = 0,  
 Vertical Angle 0

1. **Violet** Vertical Plane through Horizontal Angles (90-270)
2. **Green** Vertical Plane through Horizontal Angles (0-180)



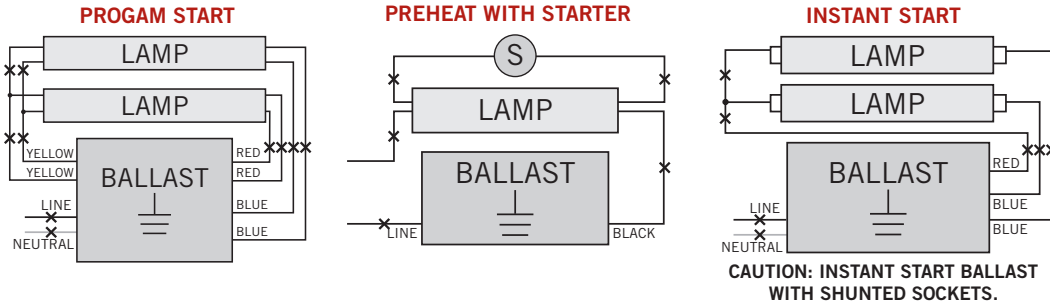
# KT-LED15T8-48GC-835-D /G3

## T8 LED LAMP

### WIRING DIAGRAMS

1. Cut all existing connections to ballast as shown below and remove ballast.

#### Typical Ballast Configurations:



**Typical Non-Shunted Lampholder**

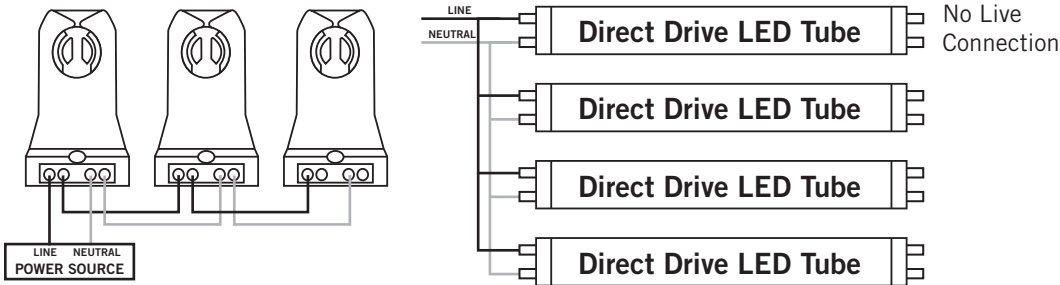
Connect wires directly to these terminals

**CAUTION: Use only non-shunted lampholders.**

Do not install product in a fixture with shunted lampholders (found in all fixtures using instant start ballasts). If the current lampholders are shunted, remove them and replace them with non-shunted lampholders. Make new connections directly to terminals as indicated above.

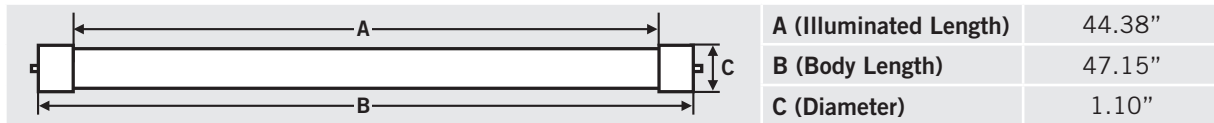
Keystone can provide any style replacement lampholders.  
 Call us at 800-464-2680.

2. Re-wire fixture as shown below.



### PHYSICAL CHARACTERISTICS

#### LAMP DIMENSIONS



**NOMINAL LENGTH: 48"    BASE TYPE: G13 (Medium Bi-Pin)**

### ORDERING INFORMATION

ORDER CODE	PACKAGING STYLE	PACK QTY.	ITEM STATUS
KT-LED15T8-48GC-835-D /G3-CP	Carton Pack (Egg Crate Packaging)	25	Quick Ship
KT-LED15T8-48GC-835-D /G3-DP	Distributor Pack (Individual Cartons)	12	Quick Ship

### CATALOG NUMBER BREAKDOWN

# KT-LED15T8-48GC-835-D /G3-CP

