



KT-LED25.5T5HO-48GC-840-S

T5 LED LAMP

DESCRIPTION

25.5W T5 LED | 4000K | >80 CRI | High Efficiency | Ballast Compatible



| |
|---|
| LAMP TYPE: Linear |
| BULB TYPE: T5 LED |
| BASE TYPE: G5 (Miniature Bi-Pin) |
| WATTAGE: 25.5W |
| COLOR TEMPERATURE: 4000K |
| COLOR RENDERING INDEX (CRI): >80 |
| WARRANTY: 5 Years |

PRODUCT FEATURES

- Compatible with Most Program Start Electronic T5HO Ballasts, Contact Keystone for Ballast Compatibility List
- Direct Replacement for the Following Fluorescent Lamps: F54T5/HO
- UL Listed, Listed on the DLC QPL
- 50,000+ Hour Lifetime
- Environmentally Friendly: No Mercury Used
- Operating Temperature: -20°C/-4°F to 45°C/113°F
- 110+ Lumens per Watt (Bare Lamp Efficacy)
- Suitable for Dry and Damp Locations
- Improved Lamp Durability with Shatterproof Coated Glass
- ETL Sanitation Listed NSF/ANSI Standard 2 - Food Equipment
- Instant Startup

OPERATING SPECIFICATIONS

ELECTRICAL AND PERFORMANCE CHARACTERISTICS

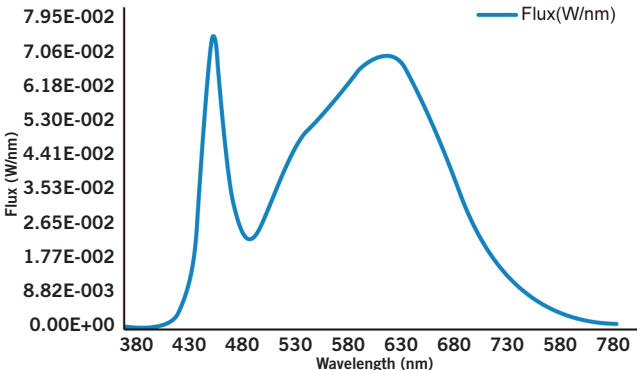
| Input Voltage | CRI | Bare Lamp Wattage | System Wattage* | Initial Lumens* | Nominal Bare Lamp Efficacy | Nominal System Efficacy | Power Factor | Max. THD |
|-------------------|-----|-------------------|-----------------|-----------------|----------------------------|-------------------------|--------------|----------|
| Ballast Dependent | >80 | 25.5W | 28.5W | 3250 lm | 128 lm/W | 114 lm/W | >0.9 | 20% |

* Nominal values. Actual values may vary depending on electronic ballast used.

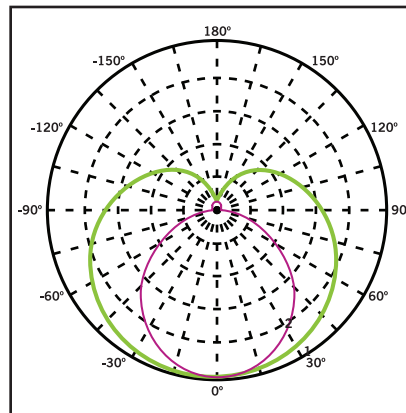
RATED LIFE

| | |
|-------------|--------|
| L70 (Hours) | 50,000 |
|-------------|--------|

SPECTRAL DISTRIBUTION



POLAR CANDELA DISTRIBUTION



Located at Horizontal Angle = 0, Vertical Angle 0

1. Violet Vertical Plane through Horizontal Angles (90-270)
2. Green Vertical Plane through Horizontal Angles (0-180)

Beam Angle: 240°

Visible Light Area: 325°



SMARTDRIVE LED
PLUG & PLAY WITH BALLAST

KT-LED25.5T5HO-48GC-840-S

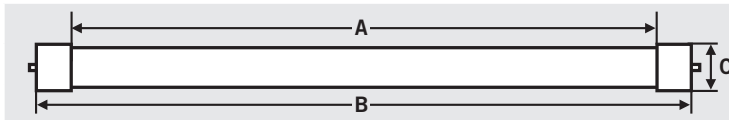
T5 LED LAMP

WIRING

Plug and Play: Simply replace the existing fluorescent lamp with Keystone Smart Drive LED lamp. No changes to the existing fluorescent ballast wiring needed. For ballast compatibility questions, please contact Keystone.

PHYSICAL CHARACTERISTICS

LAMP DIMENSIONS



| | |
|------------------------|--------|
| A (Illuminated Length) | 42.00" |
| B (Body Length) | 45.20" |
| C (Diameter) | 0.69" |

NOMINAL LENGTH: 4' BASE TYPE: G5 (Miniature Bi-Pin)

ORDERING INFORMATION

| ORDER CODE | PACKAGING STYLE | PACK QTY. | ITEM STATUS |
|------------------------------|-----------------------------------|-----------|-------------|
| KT-LED25.5T5HO-48GC-840-S-CP | Carton Pack (Egg Crate Packaging) | 25 | Quick Ship |

CATALOG NUMBER BREAKDOWN

KT-LED25.5T5HO-48GC-840-S-CP

