



**DIRECT DRIVE LED**  
LINE VOLTAGE T5 TUBES

## KT-LED25T5HO-48GC-835-D

### T5 LED LAMP

#### DESCRIPTION

25W T5 LED | 3500K | >80 CRI | High Efficiency | Dedicated 277V Input



<b>LAMP TYPE:</b> Linear
<b>BULB TYPE:</b> T5 LED
<b>BASE TYPE:</b> G5 (Miniature Bi-Pin)
<b>WATTAGE:</b> 25W
<b>COLOR TEMPERATURE:</b> 3500K
<b>COLOR RENDERING INDEX (CRI):</b> >80
<b>WARRANTY:</b> 5 Years



#### PRODUCT FEATURES

- Listed on DLC QPL
- Replacement for Conventional Fluorescent Lamp
- 50,000+ Hour Lifetime
- Environmentally Friendly: No Mercury Used
- Instant Startup
- Direct Replacement for F54T5/HO Fluorescent Lamp
- Frosted Lens Eliminates Pixelation
- UL Classified
- Operating Temperature: -20°C/-4°F to 45°C/113°F
- Integral Driver (Isolated), Eliminates the Need for External Driver or Ballast
- 120+ Lumens per Watt
- Improved Lamp Durability with Shatterproof Coated Glass
- ETL Sanitation Listed NSF/ANSI Standard 2 - Food Equipment

#### OPERATING SPECIFICATIONS

##### ELECTRICAL CHARACTERISTICS

Input Voltage	Power Consumption	Power Factor	Input Current
277Vac	25W	>0.9	0.09A @ 277V

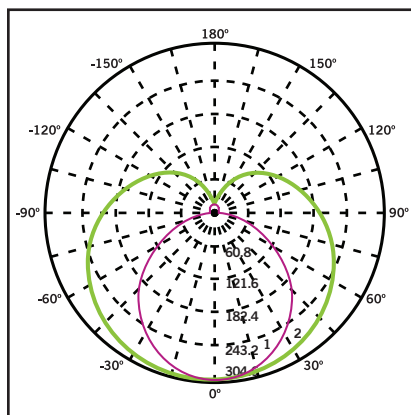
##### PHOTOMETRIC CHARACTERISTICS

Color Temperature (CCT)	3500K
Luminous Flux	3250 lm
Color Rendering Index (CRI)	>80
Efficacy	130 lm/W
Beam Angle	240°
Visible Light Area	325°

##### RATED LIFE

L70 (Hours)	50,000
-------------	--------

##### POLAR CANDELA DISTRIBUTION



Located at Horizontal Angle = 0,  
Vertical Angle 0

1. Violet Vertical Plane through Horizontal Angles (90-270)
2. Green Vertical Plane through Horizontal Angles (0-180)



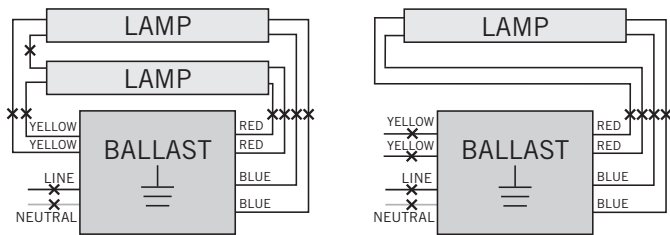
# KT-LED25T5HO-48GC-835-D

## T5 LED LAMP

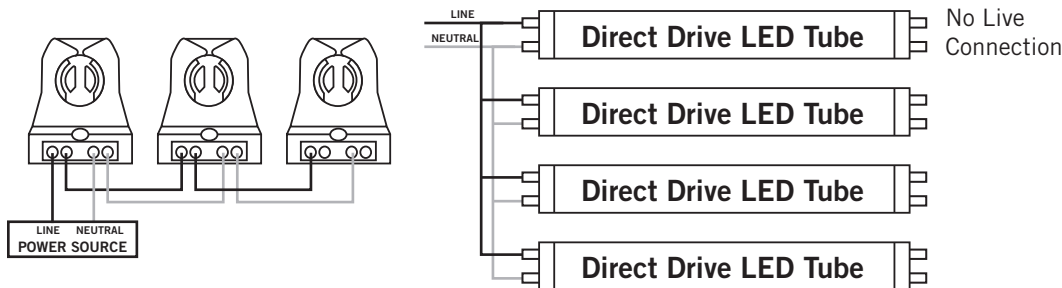
### WIRING DIAGRAMS

1. Cut all existing connections to ballast as shown below and remove ballast.

#### Typical Ballast Configurations:



2. Re-wire fixture as shown below.



**Typical Non-Shunted Lampholder**

Connect wires directly to these terminals

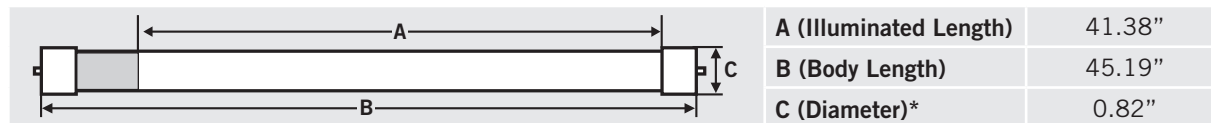
**CAUTION: Use only non-shunted lampholders.**

Do not install product in a fixture with shunted lampholders (found in all fixtures using instant start ballasts). If the current lampholders are shunted, remove them and replace them with non-shunted lampholders. Make new connections directly to terminals as indicated above.

Keystone can provide any style replacement lampholders. Call us at 800-464-2680.

### PHYSICAL CHARACTERISTICS

#### LAMP DIMENSIONS



**NOMINAL LENGTH: 48"    BASE TYPE: G5 (Miniature Bi-Pin)**

\*Though nominally referred to as a T5, this lamp has a T6 diameter

### ORDERING INFORMATION

ORDER CODE	PACKAGING STYLE	PACK QTY.	ITEM STATUS
KT-LED25T5HO-48GC-835-D-CP	Carton Pack (Egg Crate Packaging)	25	Quick Ship

### CATALOG NUMBER BREAKDOWN

# KT-LED25T5HO-48GC-835-D-CP

