



KT-LED54HID-EX39-840-D

HID REPLACEMENT LED LAMP

DESCRIPTION

54W HID Replacement LED Lamp | 4000K | >83 CRI | IP64 Rated



| |
|---|
| LAMP TYPE: HID Replacement LED |
| BASE TYPE: EX39 (Mogul) |
| WATTAGE: 54W |
| COLOR TEMPERATURE: 4000K |
| METAL HALIDE EQUIVALENT: 250W |
| COLOR RENDERING INDEX (CRI): >83 |
| WARRANTY: 5 Years |



PRODUCT FEATURES

- Replacement for Conventional Metal Halide Lamp
- Non-Dimmable; Do Not Dim
- 50,000+ Hour Lifetime
- Environmentally Friendly: No Mercury Used
- Instant Startup
- UL Listed
- Operating Temperature: -29°C/-20°F to 60°C/140°F
- Integral Driver, Eliminates the Need for External Driver or Ballast; Includes 4kV Surge Protection
- IP64 Rated; Integrated Heat Sink Quickly Dissipates Heat and Guides Water Intrusion Out of the Lamp
- Active Cooling Technology: When Internal Thermal Sensor Reaches 84°C, Lamp Power Reduces To 80% Of Max; When Sensor Cools To 65°C Lamp Powers Back Up To 100% Rated Power
- DLC QPL Listed

OPERATING SPECIFICATIONS

ELECTRICAL CHARACTERISTICS

| Input Voltage | Power Consumption | Power Factor | Input Current |
|---------------|-------------------|--------------|------------------------------|
| 120-277Vac | 54W | >0.9 | 0.47A @ 120V 0.20A @ 277V |

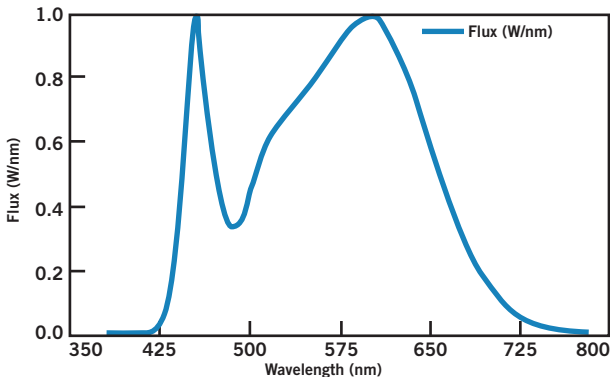
PHOTOMETRIC CHARACTERISTICS

| | |
|-----------------------------|----------|
| Color Temperature (CCT) | 4000K |
| Luminous Flux | 7560 lm |
| Color Rendering Index (CRI) | >83 |
| Efficacy | 140 lm/W |
| Visible Light Area | 360° |

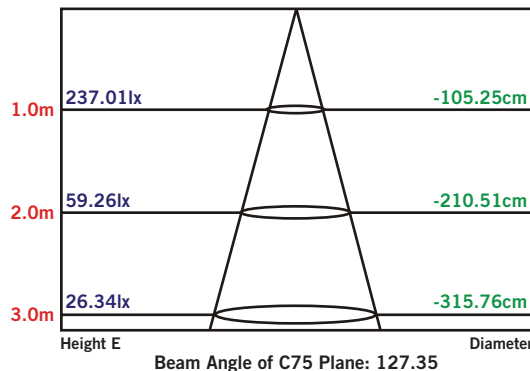
RATED LIFE

| | |
|-------------|--------|
| L70 (Hours) | 50,000 |
|-------------|--------|

SPECTRAL DISTRIBUTION



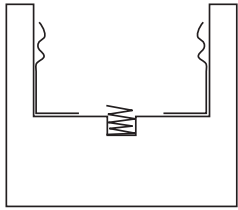
LUX DISTANCE CURVE



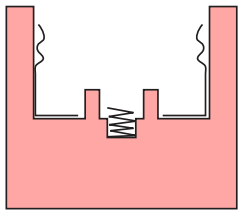


KT-LED54HID-EX39-840-D

HID REPLACEMENT LED LAMP



E39 MOGUL SOCKET



EX39 MOGUL SOCKET

EX39-based lamps will work in both E39 and EX39 sockets.

WIRING DIAGRAM

STEP 1

Disconnect power. Disconnect and remove existing ballast, capacitor, and/or ignitor (where applicable) from fixture.

STEP 2

Rewire for line voltage to the lamp socket.

STEP 3

Install new LED replacement lamp. Ensure lamp is operating properly when power is turned on.

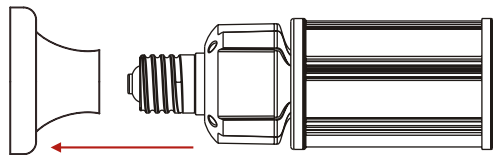


FIGURE 1

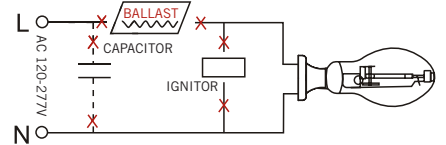


FIGURE 2

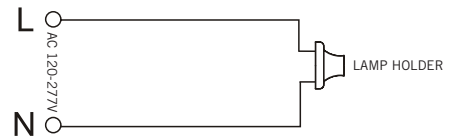
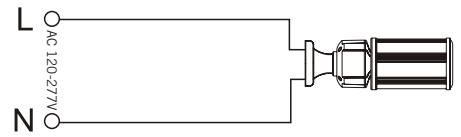
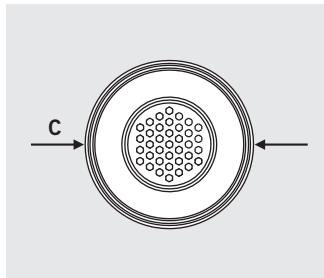
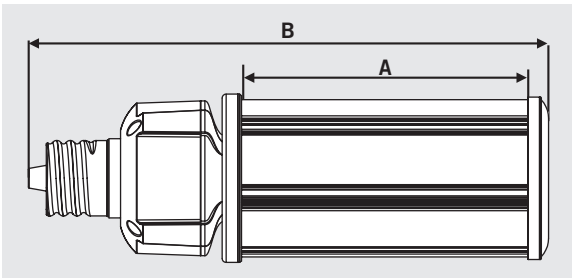


FIGURE 3



PHYSICAL CHARACTERISTICS



LAMP DIMENSIONS

| | |
|------------------------|--------|
| A (Illuminated Length) | 5.83" |
| B (Body Length) | 10.70" |
| C (Diameter) | 3.43" |

BASE TYPE: EX39 (Mogul)

ORDERING INFORMATION

| ORDER CODE | PACKAGING STYLE | PACK QTY. | ITEM STATUS |
|---------------------------|---------------------------------------|-----------|-------------|
| KT-LED54HID-EX39-840-D-DP | Distributor Pack (Individual Cartons) | 16 | Quick Ship |

CATALOG NUMBER BREAKDOWN

KT-LED54HID-EX39-840-D-DP

