



# KT-LED80HID-V-EX39-840-D


## HID REPLACEMENT LED LAMP

### DESCRIPTION

80W HID Replacement LED Lamp | 4000K | >80 CRI | Vertical Light Direction



<b>LAMP TYPE:</b> HID Replacement LED
<b>BASE TYPE:</b> EX39 (Mogul)
<b>WATTAGE:</b> 80W
<b>COLOR TEMPERATURE:</b> 4000K
<b>METAL HALIDE EQUIVALENT:</b> 250W
<b>COLOR RENDERING INDEX (CRI):</b> >80
<b>WARRANTY:</b> 5 Years



### PRODUCT FEATURES

- Replacement for Conventional Metal Halide Lamp
- Non-Dimmable; Do Not Dim
- 50,000+ Hour Lifetime
- Environmentally Friendly: No Mercury Used
- Instant Startup
- UL Listed
- Delivers approximately 5% Up Light
- Suitable for Use in Fully Enclosed Fixture
- Integral Driver, Eliminates the Need for External Driver or Ballast; Includes 4V Surge Protection
- Suitable for Use in Enclosed Fixtures
- IP40 Rated
- Operating Temperature: -40°C/-40°F to 60°C/140°F

### OPERATING SPECIFICATIONS

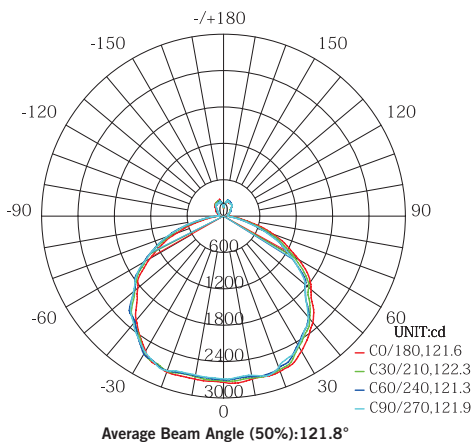
#### ELECTRICAL CHARACTERISTICS

Input Voltage	Power Consumption	Power Factor	Input Current
120-277Vac	80W	>0.9	0.67A @ 120V 0.29A @ 277V

#### RATED LIFE

L70 (Hours)	50,000
-------------	--------

#### POLAR CANDELA DISTRIBUTION



### PHOTOMETRIC CHARACTERISTICS

Color Temperature (CCT)	4000K
Luminous Flux	9200 lm
Color Rendering Index (CRI)	>80
Efficacy	115 lm/W
Visible Light Area	180°

### LUX DISTANCE CURVE

Flux out: 6928 lm

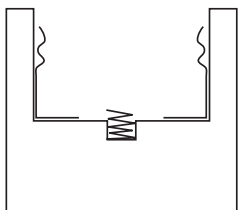
Height	Eavg,Emax	Angle: 121.53deg	Diameter
1m	677.6,2754lx		357.34cm
2m	169.4,688.5lx		714.67cm
3m	75.29,306.0lx		1072.01cm
4m	42.35,172.1lx		1429.35cm
5m	27.10,110.2lx		1786.68cm
6m	18.82,76.51lx		2144.02cm
7m	13.83,56.21lx		2501.36cm
8m	10.59,43.03lx		2858.69cm
9m	8.366,34.00lx		3216.03cm
10m	6.776,27.54lx		3573.37cm

Note: The curves indicate the illuminated area and the average illumination when the luminaire is at a different distance.

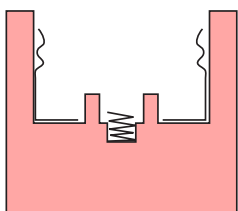


# KT-LED80HID-V-EX39-840-D

## HID REPLACEMENT LED LAMP



E39 MOGUL SOCKET



EX39 MOGUL SOCKET

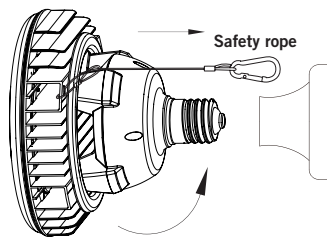
**EX39-based lamps will work in both E39 and EX39 sockets.**

### WIRING DIAGRAM

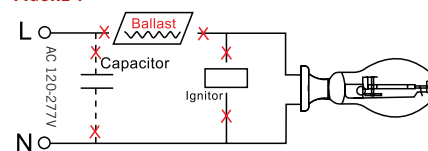
**STEP 1**  
**Disconnect power.** Disconnect and remove existing ballast, capacitor, and/or ignitor (where applicable) from fixture.

**STEP 2**  
 Rewire for line voltage to the lamp socket.


**STEP 3**  
 Install new LED replacement lamp. Ensure lamp is operating properly when power is turned on.




**FIGURE 1**



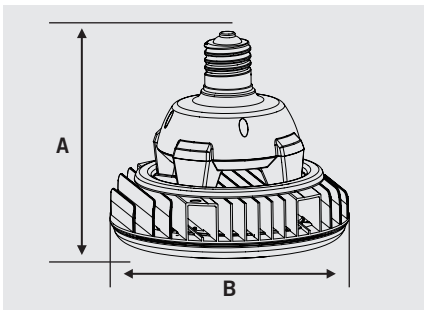
**FIGURE 2**



**FIGURE 3**



### PHYSICAL CHARACTERISTICS



#### LAMP DIMENSIONS

A (Body Length)	7.01"
B (Diameter)	7.87"

**BASE TYPE:** EX39 (Mogul)

### ORDERING INFORMATION

ORDER CODE	PACKAGING STYLE	PACK QTY.	ITEM STATUS
KT-LED80HID-V-EX39-840-D-DP	Distributor Pack (Individual Cartons)	TBD	Quick Ship

### CATALOG NUMBER BREAKDOWN

