



KT-LED8T8-24GC-830-S

T8 LED LAMP

DESCRIPTION

8W T8 LED | 3000K | >80 CRI | High Efficiency | Ballast Compatible



| |
|---|
| LAMP TYPE: Linear |
| BULB TYPE: T8 LED |
| BASE TYPE: G13 (Medium Bi-Pin) |
| WATTAGE: 8W |
| COLOR TEMPERATURE: 3000K |
| COLOR RENDERING INDEX (CRI): >80 |
| WARRANTY: 5 Years |



PRODUCT FEATURES

- Compatible with Most Instant and Program Start Electronic T8 Ballasts, Contact Keystone for Ballast Compatibility List
- Direct Replacement for F17T8 Fluorescent Lamps
- UL Listed; Listed on DLC QPL
- 50,000+ Hour Lifetime
- Environmentally Friendly: No Mercury Used
- Instant Startup
- Frosted Lens Eliminates Pixelation
- Operating Temperature: -20°C/-4°F to 45°C/113°F
- 100+ Lumens per Watt (Bare Lamp Efficacy)
- Suitable for Dry and Damp Locations
- Improved Lamp Durability with Shatterproof Coated Glass
- NSF Listed: NSF/ANSI Standard 2 - Food Equipment

OPERATING SPECIFICATIONS

ELECTRICAL AND PERFORMANCE CHARACTERISTICS

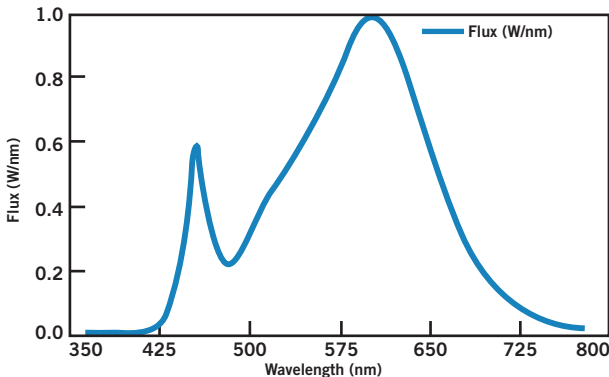
| Input Voltage | CRI | Bare Lamp Wattage | Nominal Lamp Lumens | System Wattage* | | | Initial Lumens* | | | Beam Angle | Nominal Bare Lamp Efficacy | Power Factor | Max. THD |
|-------------------|-----|-------------------|---------------------|-----------------|--------|--------|-----------------|---------|---------|------------|----------------------------|--------------|----------|
| | | | | 0.78BF | 0.88BF | 1.18BF | 0.78BF | 0.88BF | 1.18BF | | | | |
| Ballast Dependent | >80 | 8W | 1150 lm | 9.3W | 10.4W | 14.3W | 1050 lm | 1165 lm | 1510 lm | 220° | 127.0 | >0.9 | 20% |

* Nominal values. Actual values may vary depending on electronic ballast used.

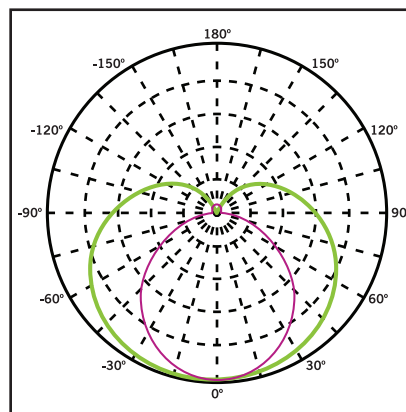
RATED LIFE

| | |
|-------------|--------|
| L70 (Hours) | 50,000 |
|-------------|--------|

SPECTRAL DISTRIBUTION



POLAR CANDELA DISTRIBUTION



Maximum Candela = 1248.55
 Located at Horizontal Angle = 0,
 Vertical Angle 0

1. Violet Vertical Plane through Horizontal Angles (90-270)
2. Green Vertical Plane through Horizontal Angles (0-180)

Beam Angle: 220°

Visible Light Area: 325°



KT-LED8T8-24GC-830-S

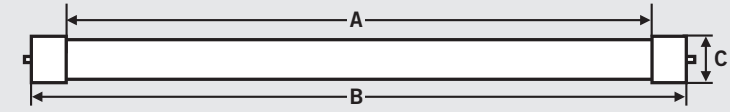
T8 LED LAMP

WIRING

Plug and Play: Simply replace the existing fluorescent lamp with Keystone Smart Drive LED lamp. No changes to the existing fluorescent ballast wiring needed. For ballast compatibility questions, please contact Keystone.

PHYSICAL CHARACTERISTICS

LAMP DIMENSIONS



| | |
|------------------------|--------|
| A (Illuminated Length) | 20.68" |
| B (Body Length) | 23.19" |
| C (Diameter) | 1.00" |

NOMINAL LENGTH: 24" **BASE TYPE:** G13 (Medium Bi-Pin)

ORDERING INFORMATION

| ORDER CODE | PACKAGING STYLE | PACK QTY. | ITEM STATUS |
|-------------------------|---------------------------------------|-----------|-------------|
| KT-LED8T8-24GC-830-S-CP | Carton Pack (Egg Crate Packaging) | 25 | Quick Ship |
| KT-LED8T8-24GC-830-S-DP | Distributor Pack (Individual Cartons) | 20 | Quick Ship |

CATALOG NUMBER BREAKDOWN

KT-LED8T8-24GC-830-S-CP

| | | | | | | | | | |
|-----------------------|----------|---------|-----------|-------------------------|---------------------------|------------|-------------|--------------------|-----------------|
| Keystone Technologies | LED Lamp | Wattage | Lamp Type | Nominal Length (Inches) | Shatterproof Coated Glass | 800 Series | Color Temp. | Smart Drive Series | Packaging Style |
|-----------------------|----------|---------|-----------|-------------------------|---------------------------|------------|-------------|--------------------|-----------------|