



KTLD-24-1-24V-AK1

CONSTANT VOLTAGE LED DRIVER



DESCRIPTION

LED Driver | 24W | 24V Constant Voltage Output | 120V Input

DRIVER TYPE: Constant Voltage LED Driver
MAX. POWER: 24W
INPUT VOLTAGE: 120Vac \pm 10%
OUTPUT VOLTAGE: 24Vdc
DIMMING: Fixed Output
WARRANTY: 5 Years



PRODUCT FEATURES

- Meets FCC 47 CFR Part 15 (Class B) Consumer Limits
- Over Current and Short Circuit Protection
- Type 1 Outdoor, Suitable for Dry and Damp Locations
- UL 8750 Recognized Component LED Power Unit
- Class 2 Output
- 90°C/194°F Maximum Case Temperature
- Input Frequency: 50/60 Hz
- THD: < 20%

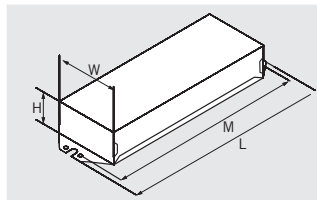
SPECIFICATIONS

ELECTRICAL SPECIFICATIONS

Family	INPUT CHARACTERISTICS				OUTPUT CHARACTERISTICS				FEATURES
	Input Voltage	Input Power	Power Factor	Max. Current	Max. Output Power	Max. Current	Min. Current	Output Voltage	Efficiency
24W	120Vac	32W	>0.9	0.29A	24W	1A	0A	24Vdc	75%

PHYSICAL SPECIFICATIONS

CASE DIMENSIONS



LENGTH	4.80"
WIDTH	1.58"
HEIGHT	0.96"
MOUNTING	4.29"
CASE STYLE	AK1

STANDARD LEAD LENGTHS*


BLACK	12.00"
WHITE	12.00"
BLUE	12.00"
RED	12.00"

Lead wires are 18 AWG 105 C/600V, solid copper.

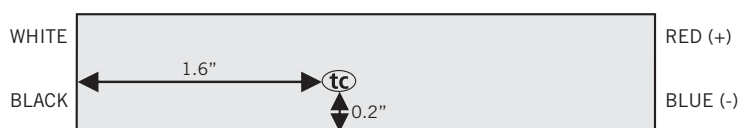
CASE MATERIAL: Steel

*Consult Keystone for special lead length requirements.

WIRING DIAGRAM



HOT SPOT LOCATION



Actual tc point is noted on each LED driver label.



KTLD-24-1-24V-AK1

CONSTANT VOLTAGE LED DRIVER

ORDERING INFORMATION

ORDER CODE	PACKAGING STYLE	PACK QTY.	ITEM STATUS
KTLD-24-1-24V-AK1-CP	Carton Pack	Pending	Active

CATALOG NUMBER BREAKDOWN

KTLD-24-1-24V-AK1-CP

