



KTLD-50-UV-SC1400-56-VDIM-U7

CONSTANT CURRENT PROGRAMMABLE LED DRIVER

DESCRIPTION

LED Driver | 50W | 120-277V Input | 470-1400mA Programmable Output Current



TOTAL POWER: 50W	OUTPUT CURRENT: 470-1400mA
INPUT VOLTAGE: 120-277Vac ±10%	DIMMING: 0-10V
INPUT FREQUENCY: 50/60 Hz	WARRANTY: 5 Years




PRODUCT FEATURES

- Meets FCC Part 15 (Class B) Consumer Limits
- Short Circuit Overload and Open Load Protection
- Dimmable with 0-10V Dimmer (Down to 1% at Max. Output Current)
- Auxiliary Power: 12Vdc; 200mA Max.
- THD: < 20%
- 20°C/-4°F to 50°C/122°F Operating Temperature
- 90°C/194°F Maximum Case Temperature
- Input Frequency: 50/60 Hz
- Programmable Output Current via Keystone Supplied Programming Jig

PROGRAMMING FEATURES

- Drive Current (10mA Increments)
- Minimum Dimming Level (1%, 3%, 5%, 7%, or 10%)
- Dimming Curve (Linear, Log, Inverse Log, or Square-law)
- Minimum Dimming Voltage (1V, 1.5V, or 2V)
- Maximum Dimming Voltage (7V, 8V, or 9V)
- Dim-to-off Voltage (.8V, 1V, 1.2V, or N/A)
- Thermal Foldback Temperature (75°C, 80°C, 85°C, or 90°C)

WHAT'S NEEDED? A SmartCurrent Programmable LED Driver, the SmartCurrent Cradle, and a computer.



ELECTRICAL SPECIFICATIONS

Input Voltage Range	120-277Vac ±10%
Frequency	50/60 Hz
Power Factor	> 0.9 under 120~277Vac input with 80~100% load condition (For All Output Currents)
Inrush Current	10A @120V
Max. Input Current	0.52A @120V, 0.28A @240V and 0.24A @277V
THD	< 20% under 120~277Vac input with 80~100% load condition (For All Output Currents)
Load Regulation	± 2%
Line Regulation	± 1%
Output Tolerance	± 5% at Full Load Condition
Turn-On Delay Time	< 2 Seconds at Full Load Condition
Overshoot	< 10% at Full Load Condition
No Load Power Consumption	< 1.5W
Ripple and Noise (pk-pk)	< 3%
Withstand Voltage	Input to Output, 2,800Vdc, 2mA
Leakage Current	Maximum 0.5mA at 277Vac, 60Hz Input
Protection	<ul style="list-style-type: none"> • Over Voltage Protection: Hiccup mode. Protection will trigger when load voltage exceed specified output voltage and will auto recover after the fault mode is removed. • Over Current Protection: Hiccup mode. Protection will trigger when load current exceed specified output current and will auto recover after the fault mode is removed. • Short Circuit Protection: Hiccup mode. Protection will trigger when short circuit and will auto recover after the fault mode is removed. • Over Temperature Protection: Protection will trigger when driver overheat and auto-recovery when cooled down.



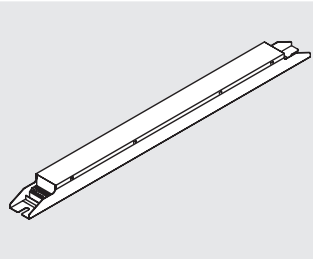
KTLD-50-UV-SC1400-56-VDIM-U7

CONSTANT CURRENT PROGRAMMABLE LED DRIVER

PRODUCT SPECIFICATIONS

Max. Output Power	Output Current	Output Voltage	OCV	Typical Efficiency at 120V	Typical Efficiency at 240V	Typical Efficiency at 277V	Remote Mounting Distance (#18 AWG)	Class 2	
								US	Canada
50W	470-1400mA	10-56V	60V	87%	87%	87%	26 ft.	✓	

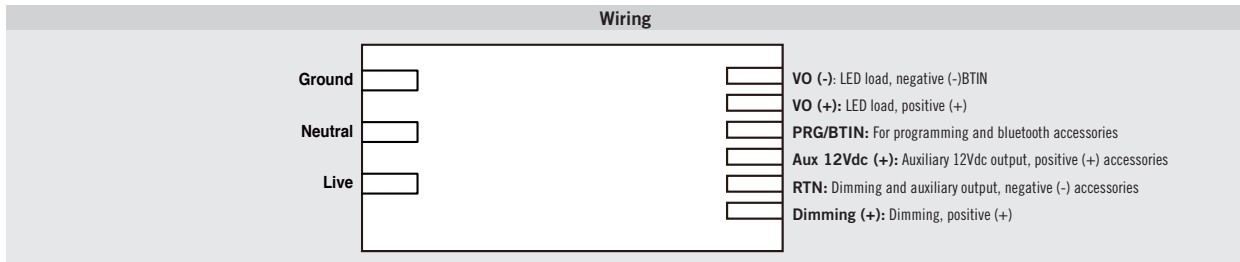
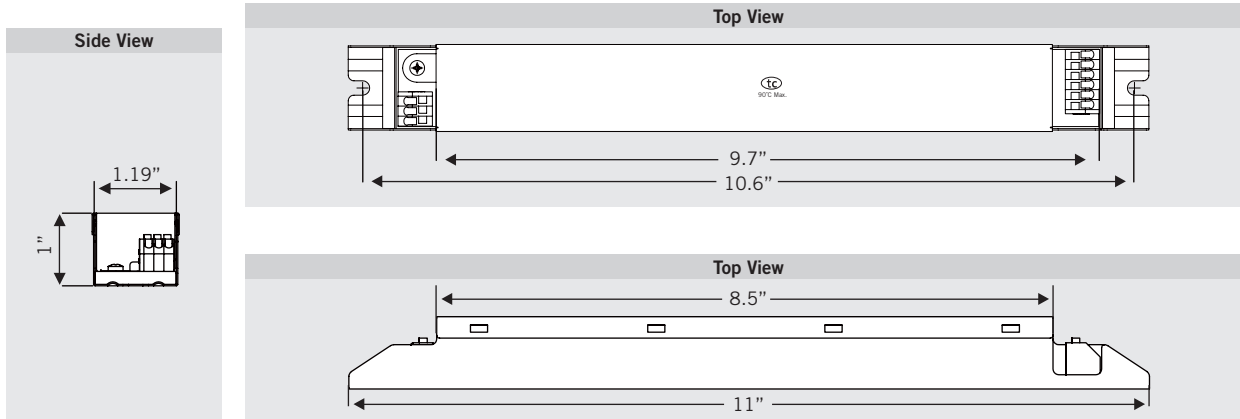
PHYSICAL SPECIFICATIONS



LENGTH	11.02"
WIDTH	1.20"
HEIGHT	1.00"
MOUNTING	10.63"
CASE STYLE	U7
CASE MATERIAL	Metal

WIRING SPECIFICATIONS

INPUT	Terminal Block
OUTPUT	Terminal Block
DIMMING	Terminal Block





KTLD-50-UV-SC1400-56-VDIM-U7

CONSTANT CURRENT PROGRAMMABLE LED DRIVER

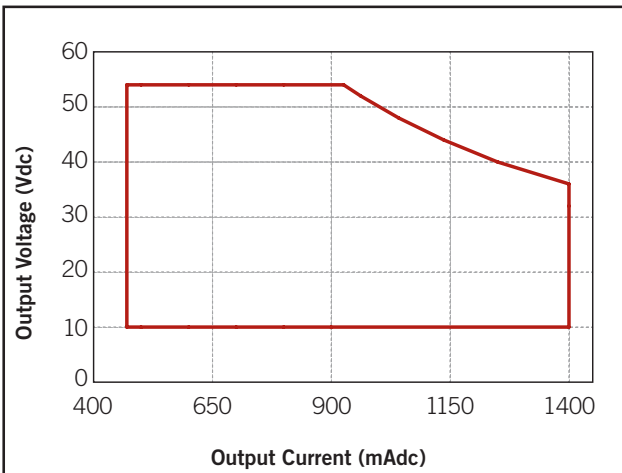
ENVIRONMENTAL SPECIFICATIONS

Operating Temperature	-20 to 50°C
Storage Temperature	-40 to 85°C
Humidity	5% to 95%
MTBF	397,500 hours at 40°C ambient (~70°C Case temp)
Life Rating	85,000 hours at 120Vac input, 100% load and 60°C case temperature
Maximum Case Temperature	90°C

SAFETY AND EMC COMPLIANCE

UL/cUL	UL 8750, Class P, Type HL
CE	EN61347-1, EN61347-2-13
FCC, 47CFR Part 15	ANSI C63.4:2009 Class B (Consumer Limit)
EN61000-3-2	Harmonic Current Emissions Class C

LED DRIVER OUTPUT WINDOW



Note: Driver is in Constant Power mode from 900mA to 1400mA.

ORDERING INFORMATION

Order Code	Packaging Style	Pack Quantity	Item Status
KTLD-50-UV-SC1400-56-VDIM-U7-CP	Carton Pack	TBD	Quick Ship

CATALOG NUMBER BREAKDOWN

KTLD-50-UV-SC1400-56-VDIM-U7-CP

Keystone Technologies LED Driver	Max. Output Wattage	120-277V Input	Smart Current	Max. Output Current	Max. Output Voltage	0-10V Dimming	Case Style	Packaging Style
-------------------------------------	------------------------	-------------------	------------------	------------------------	------------------------	---------------	---------------	--------------------