



COMBODRIVE LED

PLUG & PLAY OR LINE VOLTAGE COMPATIBLE

ComboDrive offers maximum flexibility. Plug and play for ballast-compatible operation or remove the ballast and connect line voltage directly to the lamp sockets for bypass operation.



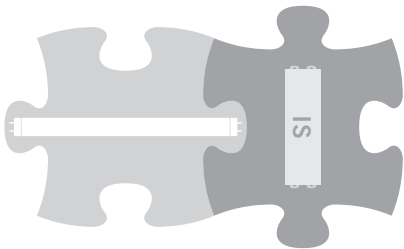
SHATTERPROOF
GLASS LED TUBES



PRODUCT FEATURES

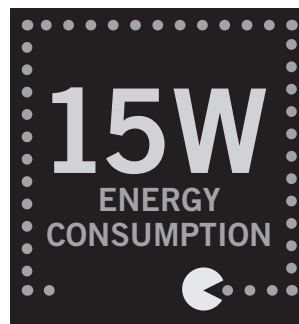

- Runs on Existing Instant Start T8 Electronic Ballast or 120-277V Line Voltage
- Operating Temperature: -20°C/-4°F to 45°C/113°F
- Instant Startup
- Environmentally Friendly: No Mercury Used
- Frosted Lens Eliminates Pixelation

BALLAST COMPATIBLE



OR

BYPASS THE BALLAST



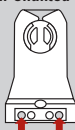
Keystone Technologies | Montgomeryville, PA | 800-464-2680 | KeystoneLEDsolutions.com



LIGHT MADE EASY

Engineering lighting power drivers for over 70 years.

Typical Non-Shunted Lampholder



Connect wires directly to these terminals

FOR BALLAST BYPASS (LINE VOLTAGE) APPLICATION ONLY

CAUTION: Use only non-shunted lampholders.

Do not use existing shunted lampholders (found in all fixtures using instant start ballasts) when wiring for line voltage. Remove existing shunted lampholders and replace them with non-shunted lampholders. Make new connections directly to terminals as indicated above. Keystone can provide any style replacement lampholders. Call us at 800-464-2680.

ELECTRICAL SPECIFICATIONS

Catalog Number	Color	Nominal Length	Lamp Wattage	Lumens	Beam Angle	Instant Start Ballast Compatible Application						Line Voltage Application		
						System Wattage			Initial Lumens			Input Voltage	Lamp Wattage	Initial Lumens
						.78 BF	.88 BF	1.18 BF	.78 BF	.88 BF	1.18 BF			
SHATTERPROOF GLASS CONSTRUCTION														
KT-LED15T8-48GC-830-X	3000K	4'	15W	1800	220°	16.2W	17.4W	18.5W	1620	1750	1880	120-277V	15W	1710
KT-LED15T8-48GC-835-X	3500K	4'	15W	1800	220°	16.2W	17.4W	18.5W	1670	1780	1920	120-277V	15W	1750
KT-LED15T8-48GC-840-X	4000K	4'	15W	1800	220°	16.2W	17.4W	18.5W	1710	1840	1980	120-277V	15W	1800
KT-LED15T8-48GC-850-X	5000K	4'	15W	1800	220°	16.2W	17.4W	18.5W	1730	1860	2010	120-277V	15W	1830

For all Keystone ComboDrive linear LED lamps, input voltage is ballast dependent.

PHYSICAL SPECIFICATIONS

LAMP DIMENSIONS

	A (Illuminated Length)	42.5"
	B (Body Length)	47.15"
	C (Diameter)	1.00"

NOMINAL LENGTH: 48" BASE TYPE: G13 (Medium Bi-Pin)