



Report of Test

LLIA000917-002

Integrating Sphere Report

Catalog Number: KT-RKIT55-8S-850-VDIM

Retrofit kit only, formed white enamel steel housing and reflectors, frosted linear ribbed plastic enclosures.

160 white LEDs, two boards with 80 LEDs each.

One Keystone Technologies KTLD-50-UV-1200-VDIM-LA2 LED driver



Performance Summary

Voltage	120.0 Vac
Current	0.4543 A
Power	54.24 W
Frequency	59.97 Hz
Power Factor	0.995
Current THD	8.1 %

Total Luminous Flux	7672.8 lm
Efficacy	141.5 lm/W
Chromaticity (x,y)	(0.3440, 0.3583)
(u',v')	(0.2081, 0.4877)
Duv	0.0038
CCT	5064 K
CRI (Ra)	83
R9	9
TM-30: Rf	82
TM-30: Rg	95

Prepared For:

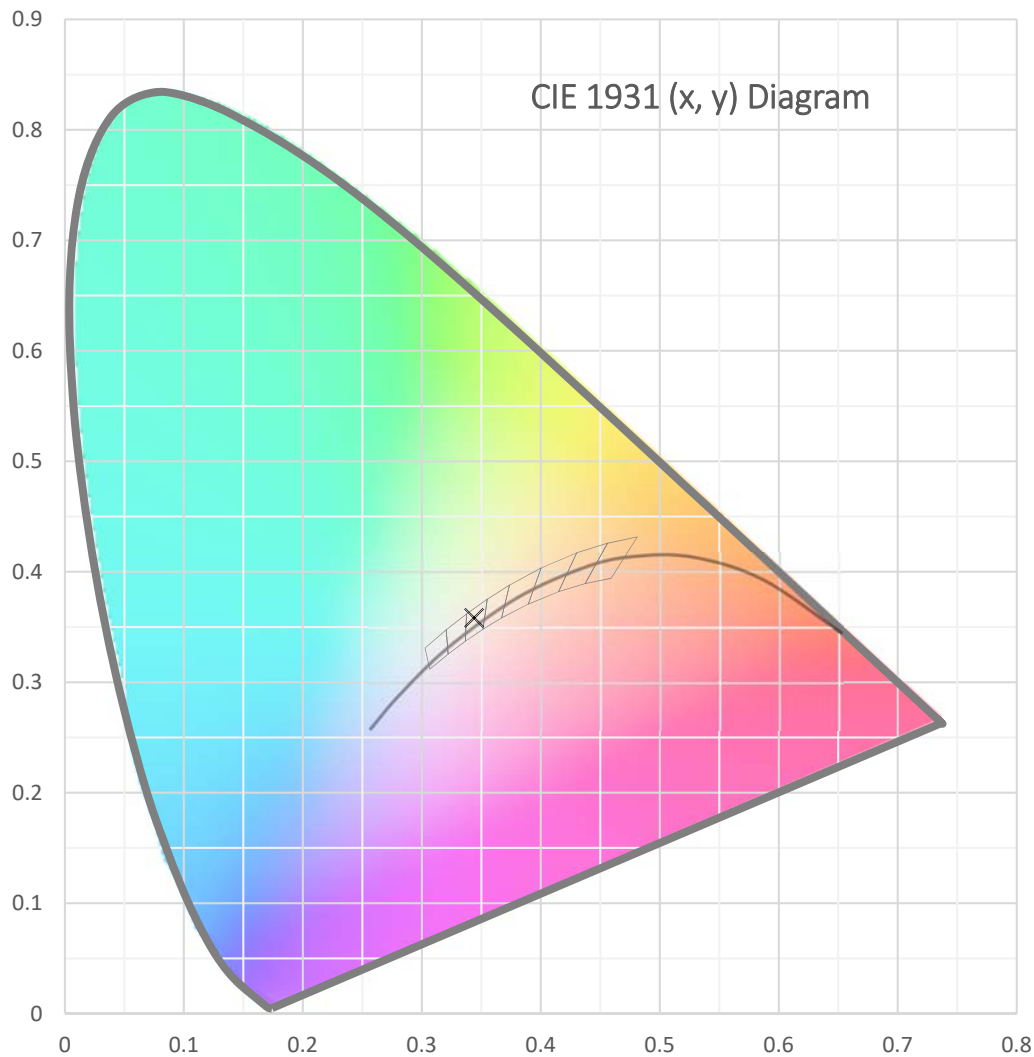
Keystone Technologies
1390 Welsh Road
North Wales, PA 19454, USA

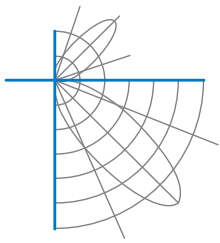
Test date: 12/20/2017
Report date: 12/20/2017

Signed: _____

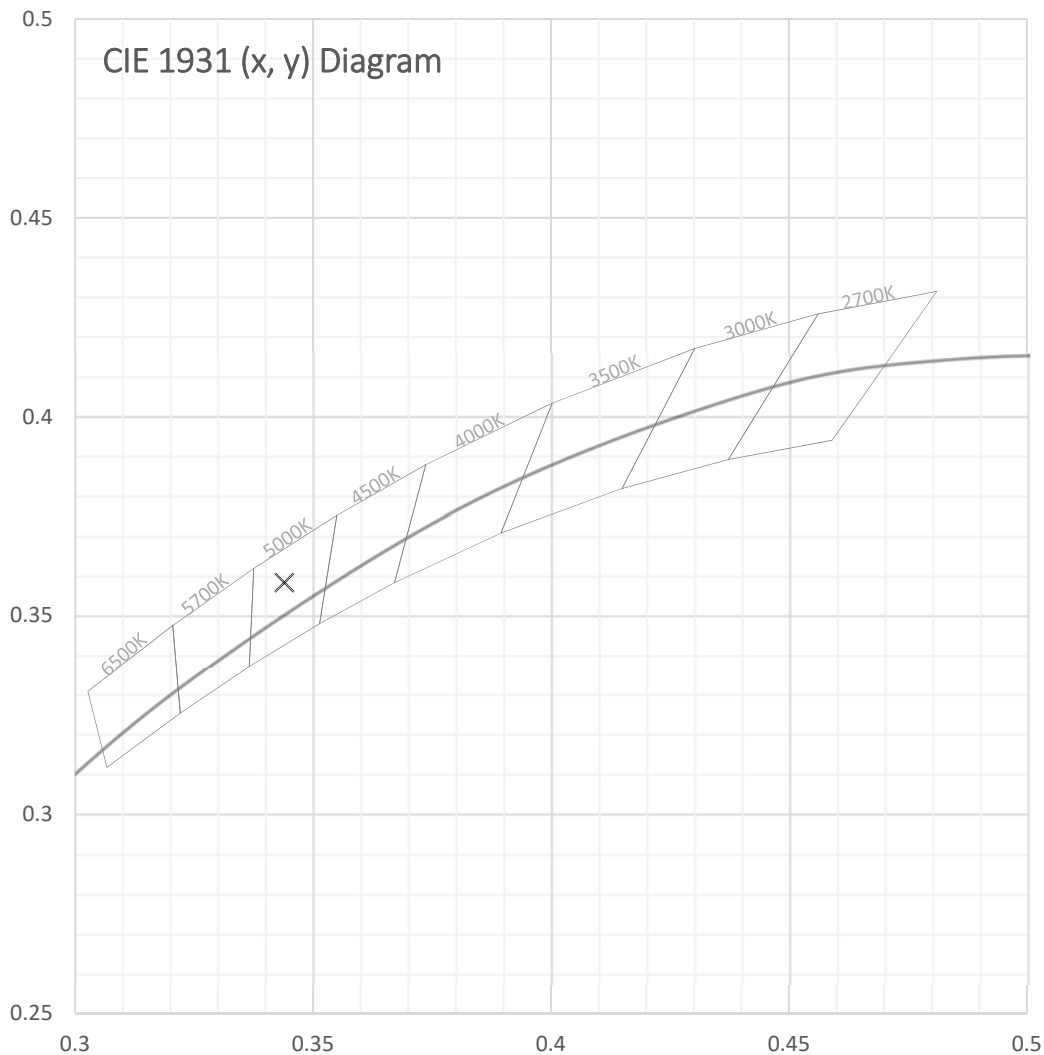


Test Report Number: LLIA000917-002
Catalog Number: KT-RKIT55-8S-850-VDIM
Retrofit kit only, formed white enamel steel housing and reflectors, frosted linear ribbed plastic enclosures.
160 white LEDs, two boards with 80 LEDs each.
One Keystone Technologies KTLD-50-UV-1200-VDIM-LA2 LED driver





Test Report Number: LLIA000917-002
Catalog Number: KT-RKIT55-8S-850-VDIM
Retrofit kit only, formed white enamel steel housing and
reflectors, frosted linear ribbed plastic enclosures.
160 white LEDs, two boards with 80 LEDs each.
One Keystone Technologies KTLD-50-UV-1200-VDIM-LA2 LED driver





Test Report Number: LLIA000917-002

Catalog Number: KT-RKIT55-8S-850-VDIM

Retrofit kit only, formed white enamel steel housing and reflectors, frosted linear ribbed plastic enclosures.

160 white LEDs, two boards with 80 LEDs each.

One Keystone Technologies KTLD-50-UV-1200-VDIM-LA2 LED driver

Spectral Data

Total Radiant Flux	24.03 W
Total Luminous Flux	7672.8 Lm
Chromaticity CIE 1931 (x, y)	(0.3440, 0.3583)
Chromaticity CIE 1976 (u', v')	(0.2081, 0.4877)
Correlated Color Temperature (CCT)	5064 K
Color Rendering Index (Ra)	83
R1	81
R2	88
R3	93
R4	82
R5	82
R6	83
R7	88
R8	68
R9	9
R10	71
R11	81
R12	60
R13	83
R14	96
TM-30: Rf	82
TM-30: Rg	95
Distance from Planckian Locus (Duv)	0.0038
Scotopic/Photopic Ratio *	1.969

Electrical Data

Voltage	120.0 Vac
Current	0.4543 A
Power	54.24 W
Frequency	59.97 Hz
Power Factor	0.995
Current THD	8.1 %



Test Report Number: LLIA000917-002

Catalog Number: KT-RKIT55-8S-850-VDIM

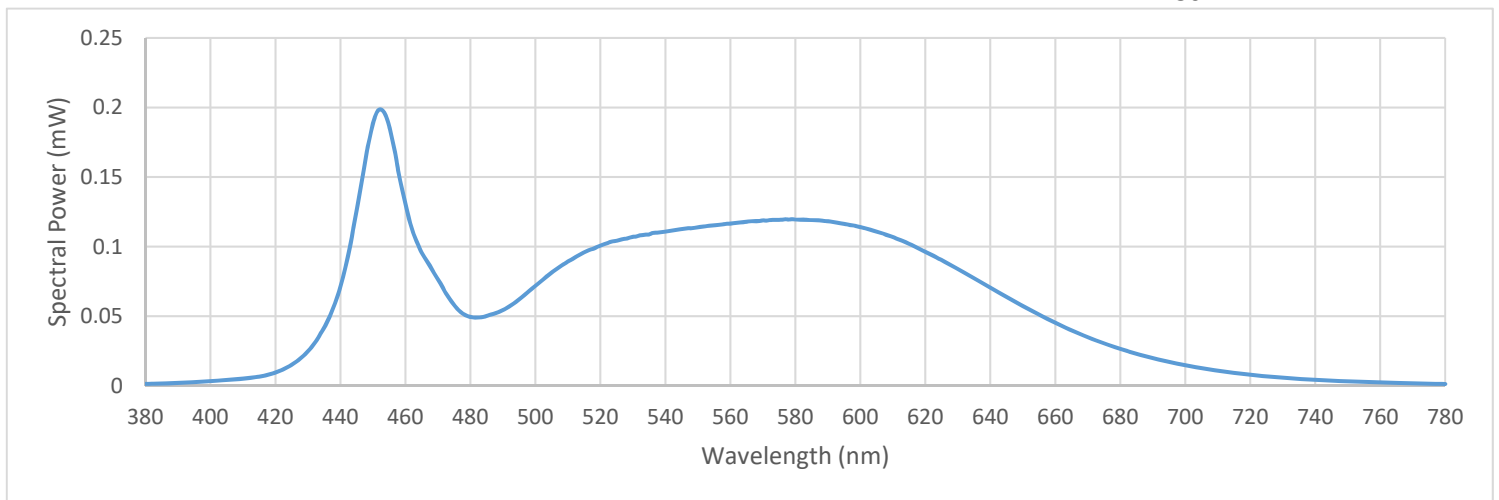
Retrofit kit only, formed white enamel steel housing and reflectors, frosted linear ribbed plastic enclosures.

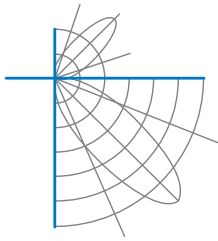
160 white LEDs, two boards with 80 LEDs each.

One Keystone Technologies KTLD-50-UV-1200-VDIM-LA2 LED driver

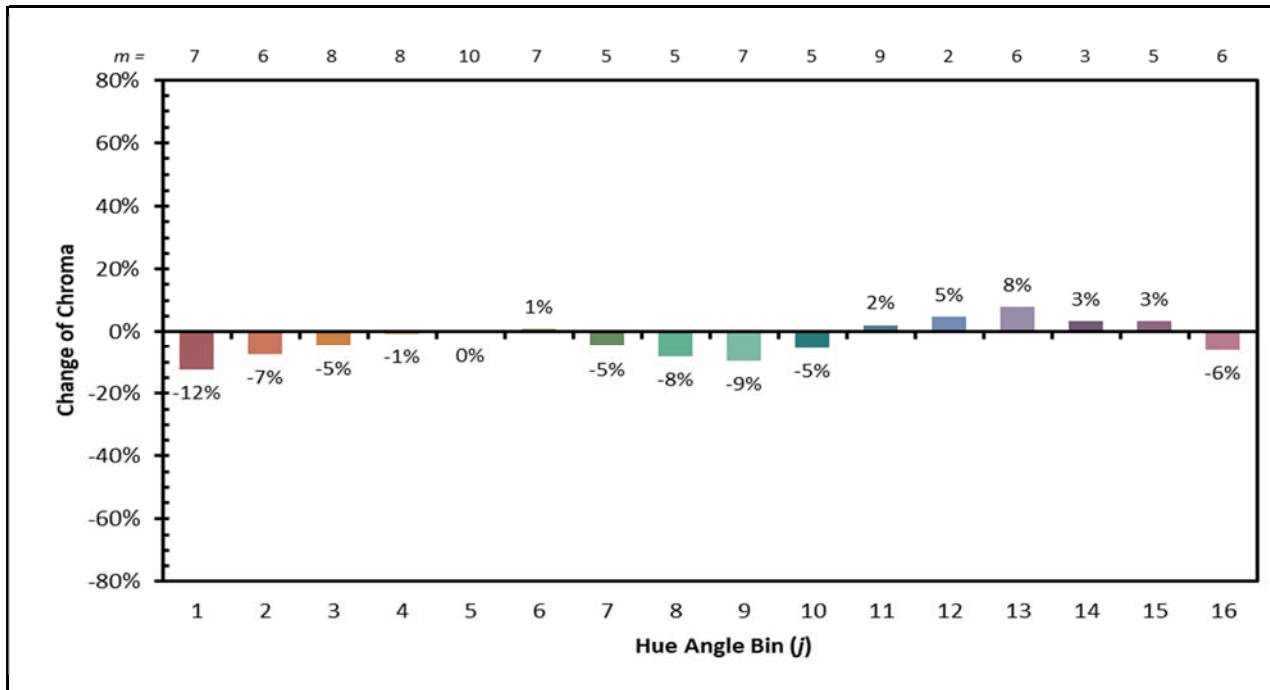
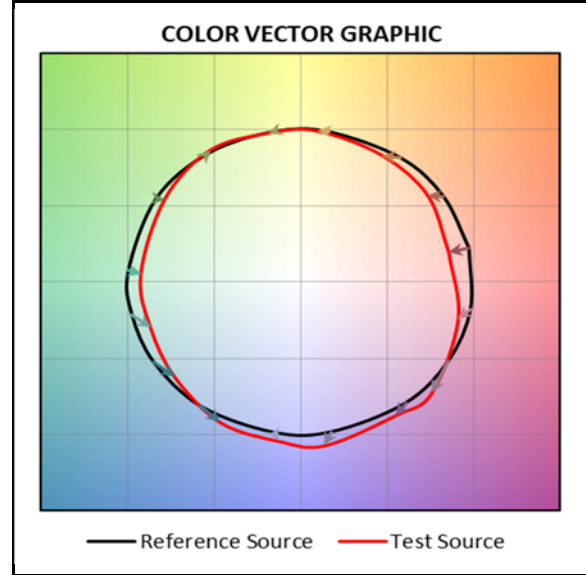
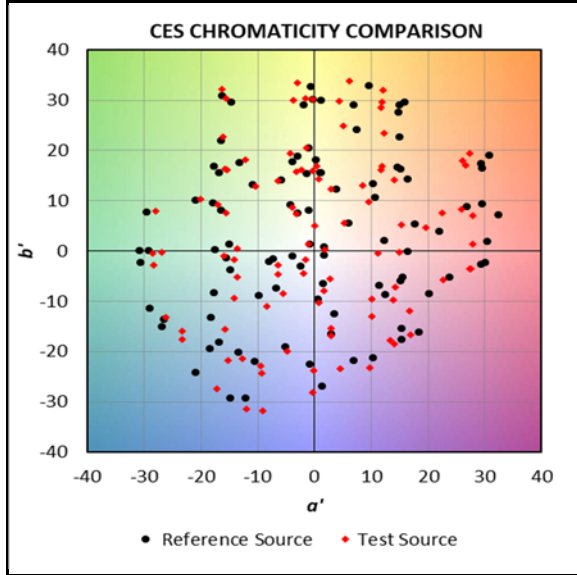
Summary Spectral Power Distribution (wavelength - nm, spectral power - mW)

380	0.001410	480	0.049453	580	0.119389	680	0.026519
385	0.001548	485	0.050156	585	0.119059	685	0.023023
390	0.002009	490	0.054517	590	0.118333	690	0.019871
395	0.002616	495	0.062107	595	0.116347	695	0.017051
400	0.003391	500	0.071889	600	0.114062	700	0.014737
405	0.004163	505	0.081414	605	0.110801	705	0.012645
410	0.005094	510	0.089313	610	0.106964	710	0.010817
415	0.006568	515	0.095829	615	0.101966	715	0.009310
420	0.009553	520	0.100754	620	0.096245	720	0.007969
425	0.014970	525	0.104155	625	0.090388	725	0.006818
430	0.024895	530	0.107064	630	0.083954	730	0.005854
435	0.041748	535	0.108773	635	0.077428	735	0.004996
440	0.071269	540	0.110695	640	0.070581	740	0.004273
445	0.126287	545	0.112528	645	0.063807	745	0.003673
450	0.188128	550	0.113886	650	0.057276	750	0.003158
455	0.186572	555	0.115358	655	0.051071	755	0.002725
460	0.130811	560	0.116490	660	0.045332	760	0.002348
465	0.095636	565	0.117874	665	0.039819	765	0.002026
470	0.076482	570	0.118866	670	0.034854	770	0.001735
475	0.057965	575	0.119264	675	0.030480	775	0.001512
						780	0.001308





IES TM-30 Summary





Test Report Number: LLIA000917-002

Catalog Number: KT-RKIT55-8S-850-VDIM

Retrofit kit only, formed white enamel steel housing and reflectors, frosted linear ribbed plastic enclosures.

160 white LEDs, two boards with 80 LEDs each.

One Keystone Technologies KTLD-50-UV-1200-VDIM-LA2 LED driver

Test Equipment Configuration: LightLab International Allentown 2m Integrating Sphere
Measurements acquired using a Labsphere CDS 2600 spectroradiometer
Testing was performed using 4 π geometry

Test Temperature: 24.5 °C

Test Procedure: Tested in accordance with the applicable sections of:
LM-79-08, LM-78-07, LM-58-13, ANSI_ANSLG C78.377-2015,
ANSI C82-77-10:2014, TM-30-15

Significance: The laboratory has not participated in the selection of samples to be tested.
All testing is performed on the understanding that the significance of the report is limited to the extent that the test sample is representative of production units.

Notes: The measurements and other derived quantities contained in this report are based on the absolute data as measured.

Prorating the performance of the sample for the use of other component combinations (such as lamp / LED / Ballast / driver), or for use in different environmental conditions than that tested, may produce erroneous results.

This report is free of erasures and corrections

This report may contain data that are not covered by the NVLAP accreditation. Quantities marked with * are not covered.