



SINCE 1945
KEYSTONE
LIGHT MADE EASY

SMART PORT LED

Introducing the fastest way to install
HID LED lamps with controls

SMART PORT LED

Instant Controllability.

Attaching controls to an HID LED lamp has been a challenge, limiting energy savings and rebate dollars. Now, with Smart Port LED, you can control and customize your LED lighting and improve your efficiency with ease like you've never seen before. Simply insert the sensor and adjust the settings quickly by hand. Even if you choose not to plug in a sensor, the light will operate as a regular lamp.

Smart Port LED has three sensor options that include a microwave, PIR, and daylight sensor.
These sensors conveniently install in seconds via a standard 3.5mm AUX port connection.



Choose your Keystone HID LED lamp with Smart Port LED technology



Choose your Smart Port LED sensor



Plug in the sensor for instant controllability

Microwave Sensor

The microwave sensor offers:

- 360° detection through walls and objects
- Motion detection
- On-off functionality
- Standby level options: off, 20% dim, 40% dim, or 60% dim
- Hold time options for motion detection: 30 seconds, 90 seconds, 5 minutes, or 10 minutes
- Standard 3.5mm AUX port connection

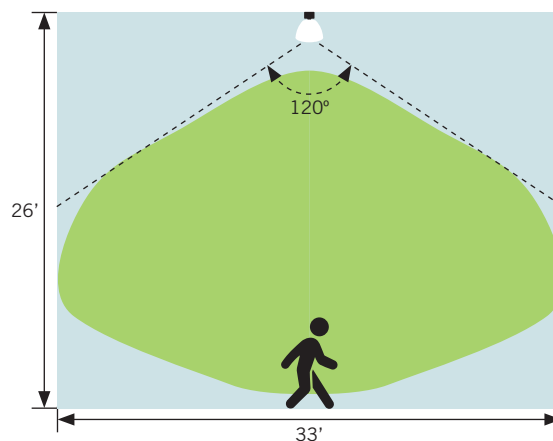


Operations:

- If no motion is detected: lamp will be switched to 0-60% brightness
- If any motion is detected: lamp returns to 100% output for your pre-defined hold time

Catalog Number	Input Voltage	Output Voltage	Output Current	Detection Angle	Max. Mounting Height	Detection Diameter at Max. Mounting Height
KTS-MW1-12V-AUX	12V	0-10V	20mA	120°	26'	33'

Typical Applications: warehouses, gymnasiums, corridors, stairwells, restrooms, courtyards, entryways, parking garages



PIR (Passive Infrared) Sensor

The PIR (passive infrared) sensor offers:

- Motion detection
- On-off functionality
- Standby level options: off, 20% dim, 40% dim, or 60% dim
- Hold time options for motion detection: 30 seconds, 90 seconds, 5 minutes, or 10 minutes
- Standard 3.5mm AUX port connection

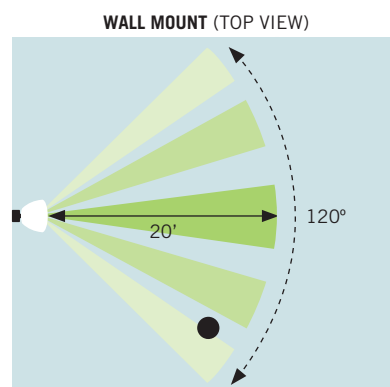
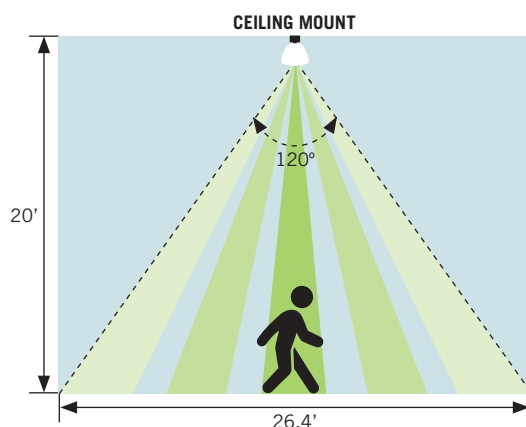


Operations:

- If no motion is detected: lamp will be switched to 0-60% brightness
- If any motion is detected: lamp returns to 100% output for your pre-defined hold time

Catalog Number	Input Voltage	Output Voltage	Output Current	Detection Angle	Max. Mounting Height	Detection Diameter at Max. Mounting Height
KTS-PIR1-12V-AUX	12V	0-10V	20mA	120°	20'	26.4'

Typical Applications: warehouses, gymnasiums, corridors, parking garages



Daylight Sensor

The daylight sensor offers:

- Natural light detection
- On-off functionality
- Reaction lux options: 20 lx, 50 lx, 100 lx, or 300 lx
- Hold time: 1 minute, 5 hours, 8 hours, or unlimited
- Standard 3.5mm AUX port connection




Operations:

- If natural light is below the lux setting: the lamp will turn on for the pre-defined hold time
- If natural light is above the lux setting: the lamp will turn off

Catalog Number	Input Voltage	Output Voltage	Output Current
KTS-PS1-12V-AUX	12V	0-10V	20mA

Typical Applications: warehouses, gymnasiums, corridors, parking garages



We'd love to send you a FREE SAMPLE!

Call: 800-464-2680 | Email: samples@keystonetech.com | Web: keystonetech.com/samples
Some restrictions apply. Learn more at keystonetech.com.

The following products are equipped with Smart Port LED:

360° HID REPLACEMENT LED LAMPS

Catalog Number	Rated Lamp Wattage	Metal Halide Equivalent Wattage	Base Type	Lumens	CRI	IP Rating	Efficacy	Meets DLC	Dimensions	
									Length	Diameter
KT-LED36HID-E26-8xx-D /G3	36W	150W	Medium E26	5,400	>80	IP64	150 lm/W	N/A	7.95"	3.34"
KT-LED36HID-EX39-8xx-D /G3	36W	150W	Mogul EX39	5,400	>80	IP64	150 lm/W	Yes	8.62"	3.34"
KT-LED45HID-E26-8xx-D /G3	45W	175W	Medium E26	6,750	>80	IP64	150 lm/W	N/A	9.13"	3.34"
KT-LED45HID-EX39-8xx-D /G3	45W	175W	Mogul EX39	6,750	>80	IP64	150 lm/W	Yes	9.80"	3.34"
KT-LED54HID-EX39-8xx-D /G3	54W	200-250W	Mogul EX39	8,100	>80	IP64	150 lm/W	Yes	9.80"	3.34"
KT-LED63HID-EX39-8xx-D /G3	63W	250W	Mogul EX39	9,450	>80	IP64	150 lm/W	Yes	10.40"	3.34"
KT-LED80HID-EX39-8xx-D /G2	80W	320W	Mogul EX39	12,000	>80	IP64	150 lm/W	Yes	9.72"	5.12"
KT-LED100HID-EX39-8xx-D /G2	100W	400W	Mogul EX39	15,000	>80	IP64	150 lm/W	Yes	10.32"	5.12"


HIGH BAY REPLACEMENT LED LAMPS

Catalog Number	Rated Lamp Wattage	Metal Halide Equivalent Wattage	Input Voltage	Base Type	Lumens	CRI	IP Rating	Efficacy	Meets DLC
KT-LED60HID-V-E26-8xx-D	60W	175W	120-277V	E26 Medium	8,100	>80	IP40	135 lm/W	N/A
KT-LED60HID-V-EX39-8xx-D	60W	175W	120-277V	EX39 Mogul	8,100	>80	IP40	135 lm/W	Yes
KT-LED80HID-V-E26-8xx-D /G2	80W	250W	120-277V	E26 Medium	10,800	>80	IP40	135 lm/W	N/A
KT-LED80HID-V-EX39-8xx-D /G2	80W	250W	120-277V	EX39 Mogul	10,800	>80	IP40	135 lm/W	Yes
KT-LED115HID-V-EX39-8xx-D /G2	115W	400W	120-277V	EX39 Mogul	15,750	>80	IP40	135 lm/W	Yes

COMING SOON! XPANDER 180° HORIZONTAL HID REPLACEMENT LED LAMPS*

Catalog Number	Rated Lamp Wattage	Metal Halide Equivalent Wattage	Input Voltage	Base Type	Lumens	CRI	IP Rating	Efficacy	Meets DLC
KT-LED80HID-H-EX39-8xx-D /G3	80W	250/320W	120-277V	EX39 Rotatable	12,000	85	IP64	125 lm/W	Yes
KT-LED110HID-H-EX39-8xx-D /G3	110W	400W	120-277V	EX39 Rotatable	16,500	85	IP64	127 lm/W	Yes

*not for use in wallpack fixtures



We'd love to send you a FREE SAMPLE!

Call: 800-464-2680 | Email: samples@keystonetech.com | Web: keystonetech.com/samples

Some restrictions apply. Learn more at keystonetech.com.

