



KT-LED14.5T8-48G-865-DX2

T8 LED LAMP

DESCRIPTION

14.5W T8 LED | 6500K | >83 CRI | High-Efficiency | Single- or Double-ended Wiring



LAMP TYPE: Linear
BULB TYPE: T8 LED
BASE TYPE: G13 (Medium Bi-Pin)
WATTAGE: 14.5W
COLOR TEMPERATURE: 6500K
COLOR RENDERING INDEX (CRI): >83
WARRANTY: 5 Years



PRODUCT FEATURES

- Replacement for conventional fluorescent lamp
- Single- or double-ended wiring
- 50,000+ hour lifetime
- Approximately 40% more energy efficient than standard F32T8 lamps
- Environmentally friendly: No mercury used
- Instant startup
- Frosted lens eliminates pixelation
- UL classified
- Operating temperature: -20°C/-4°F to 45°C/113°F
- Integral driver (isolated) eliminates the need for external driver or ballast
- 110+ Lumens per Watt

OPERATING SPECIFICATIONS

ELECTRICAL CHARACTERISTICS

Input Voltage	Power Consumption	Power Factor	Input Current
120-277Vac	14.5W	>0.9	0.15A @ 120V 0.06A @ 277V

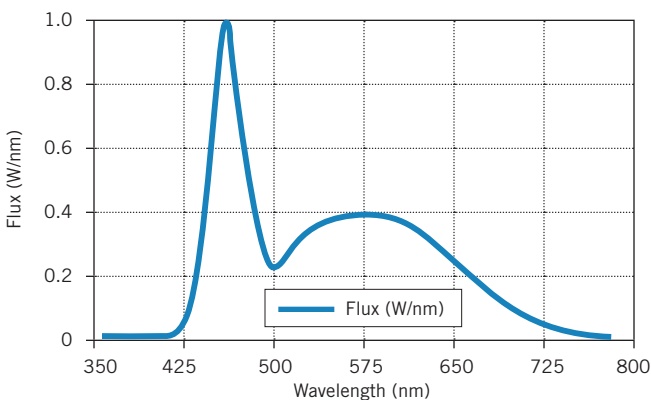
PHOTOMETRIC CHARACTERISTICS

Color Temperature (CCT)	6500K
Luminous Flux	1960 lm
Color Rendering Index (CRI)	>83
Efficacy	135 lm/W
Beam Angle	240°
Visible Light Area	325°

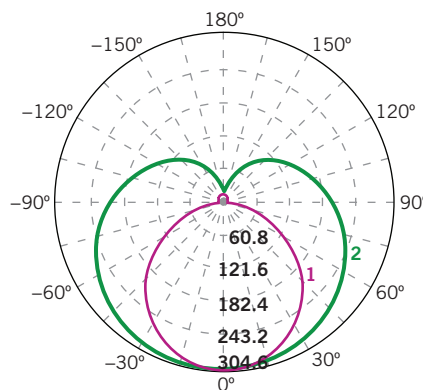
RATED LIFE

L70 (Hours)	50,000
-------------	--------

SPECTRAL DISTRIBUTION



POLAR CANDELA DISTRIBUTION



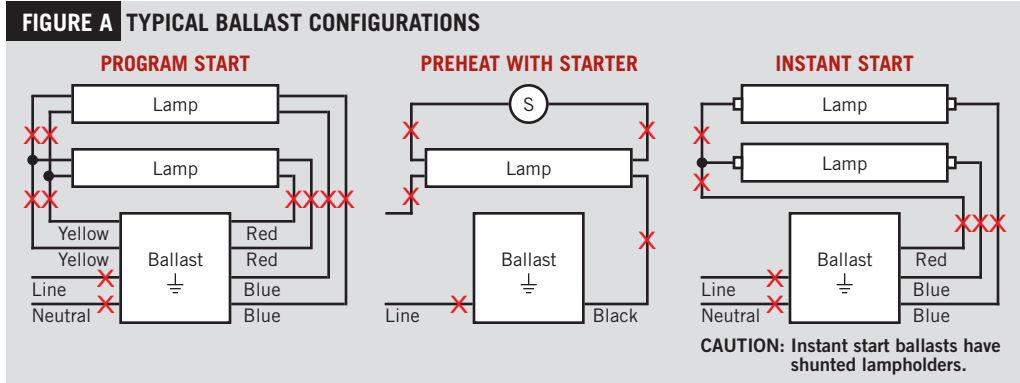
Maximum Candela= 1248.55
Located at
Horizontal Angle=0, Vertical Angle=0

- 1 Violet Vertical Plane through Horizontal Angles (90-270)
- 2 Green Vertical Plane through Horizontal Angles (0-180)


KT-LED14.5T8-48G-865-DX2
T8 LED LAMP

SINGLE-ENDED WIRING DIAGRAM

1. Cut all existing connections to ballast as shown below and remove ballast. See *Figure A* for typical ballast configurations. **Note: Single-ended wiring requires non-shunted lampholders.**



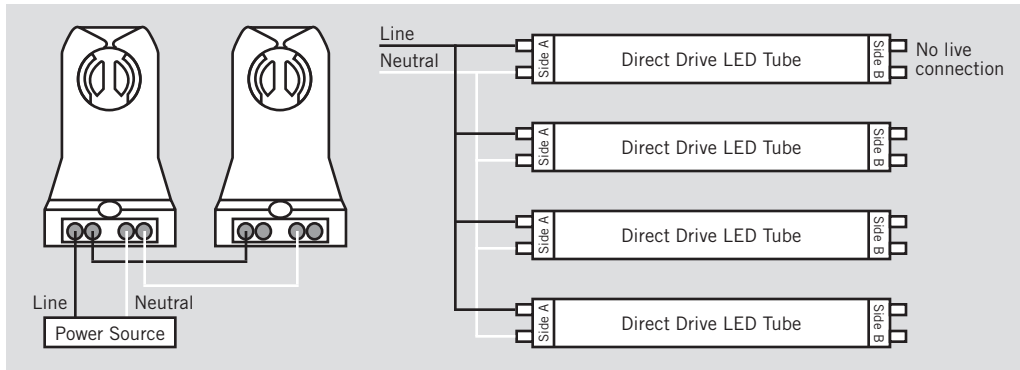
TYPICAL NON-SHUNTED LAMPHOLDER



Connect wires directly to these terminals

CAUTION: FOR SINGLE-ENDED WIRING USE ONLY NON-SHUNTED LAMP HOLDERS.

2. Rewire figure as shown below.

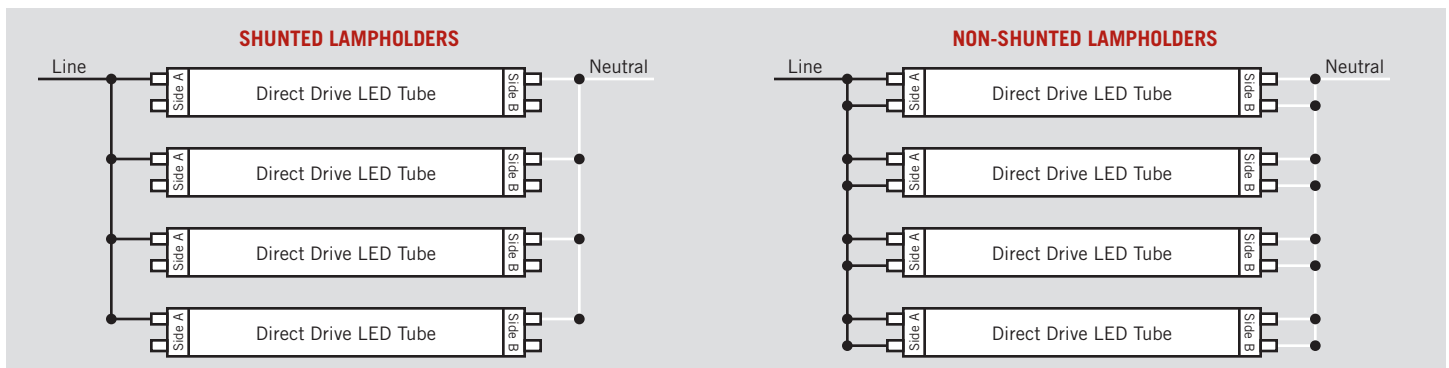


For Single-ended wiring, do not install product in a fixture with shunted lampholders (found in all fixtures using instant start ballasts). If the current lampholders are shunted, remove them and replace them with non-shunted lampholders. Make new connections directly to terminals as indicated above. Keystone can provide any style replacement lampholders. Call us at 800-464-2680.

DOUBLE-ENDED WIRING DIAGRAM

1. Cut all existing connections to ballast as shown below and remove ballast. See *Figure A* above for typical ballast configurations.
2. Re-wire fixture as shown below. For double-ended wiring, use either shunted or nonshunted lampholders.

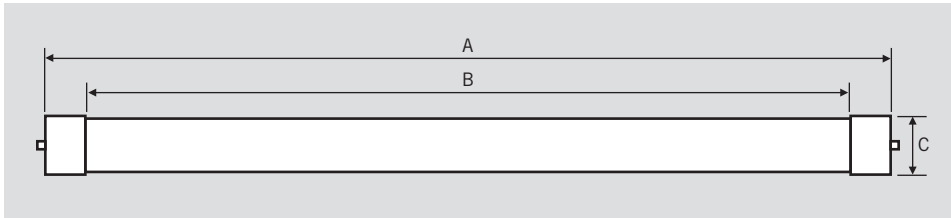
NOTE: There should not be any exposed wires at the end of installation.



KT-LED14.5T8-48G-865-DX2

T8 LED LAMP

PHYSICAL CHARACTERISTICS



LAMP DIMENSIONS

A (Body Length)	47.15"
B (Illuminated Length)	42.63"
C (Diameter)	1.10"

NOMINAL LENGTH: 48"

BASE TYPE: G13 (Medium Bi-Pin)

ORDERING INFORMATION

ORDER CODE	PACKAGING STYLE	PACK QTY.	ITEM STATUS
KT-LED14.5T8-48G-865-DX2-CP	Carton Pack (Egg Crate Packaging)	25	Quick Ship

CATALOG NUMBER BREAKDOWN

KT-LED14.5T8-48G-865-DX2-CP

1 2 3 4 5 6 7 8 9 10

- 1 Keystone Technologies
- 2 LED Lamp
- 3 Wattage
- 4 Lamp Type
- 5 Nominal Length (Inches)
- 6 Glass Construction
- 7 800 Series
- 8 Color Temperature
- 9 Single- or Double-Ended Wiring
- 10 Packaging Style