



# EXTERNAL DRIVE LED

TYPE C LED TUBES

## KT-LED22T5HO-48G-8XX-E

T5 LED LAMP

### DESCRIPTION

22W T5 LED Tube | Type C | 3500–5000K | >82 CRI | 0–10V Dimming



RoHS Compliant

5 YEAR WARRANTY

<b>LAMP TYPE:</b> Linear
<b>BULB TYPE:</b> T5 LED
<b>BASE TYPE:</b> G5
<b>DIMMING TYPE:</b> 0–10V
<b>WATTAGE:</b> 22W
<b>LAMP INPUT VOLTAGE:</b> 36–45Vdc
<b>COLOR TEMPERATURE:</b> 3500–5000K
<b>COLOR RENDERING INDEX (CRI):</b> >82



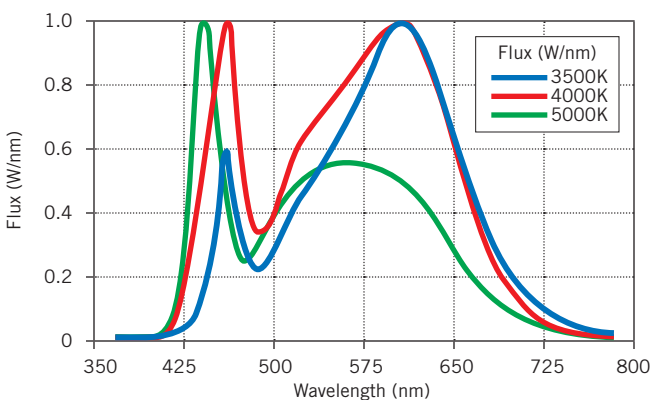
### PRODUCT FEATURES

- UL Type C LED tubes, powered by Keystone Type C LED drivers
- UL Classified Std. 1598C
- Glass construction with metal end caps
- Operating temperature: –20°C/–4°F to 45°C/113°F
- THD <15% at full driver load
- PF >0.90 at full driver load
- 0–10V dimmable
- 50,000+ hours lifetime
- Keystone tube and driver pairing wires either single-ended or double-ended. See wiring diagrams for details and common ballast retrofit scenarios
- Low optical flicker

### LAMP SPECIFICATIONS

Catalog Number	Color Temp.	Driver: KTLD-2LT5HO-UV-12C-VDIM						Driver: KTLD-4LT5HO-UV-12C-VDIM						
		1 Lamp			2 Lamps			3 Lamps			4 Lamps			
		Nominal Input Power	Nominal Lumens	Nominal Efficacy	Nominal Input Power	Nominal Lumens	Nominal Efficacy	Nominal Input Power	Nominal Lumens	Nominal Efficacy	Nominal Input Power	Nominal Lumens	Nominal Efficacy	Power Factor
KT-LED22T5HO-48G-835-E	3500K	25W	3200 lm	128 lm/W	50W	6400 lm	128 lm/W	75W	9600 lm	128 lm/W	100W	12800 lm	128 lm/W	>0.9
KT-LED22T5HO-48G-840-E	4000K	25W	3300 lm	132 lm/W	50W	6600 lm	132 lm/W	75W	9900 lm	132 lm/W	100W	13200 lm	132 lm/W	>0.9
KT-LED22T5HO-48G-850-E	5000K	25W	3400 lm	136 lm/W	50W	6800 lm	136 lm/W	75W	10200 lm	136 lm/W	100W	13600 lm	136 lm/W	>0.9

### SPECTRAL DISTRIBUTION



### RATED LIFE

L70 (Hours)	50,000
-------------	--------

BEAM ANGLE: 240°

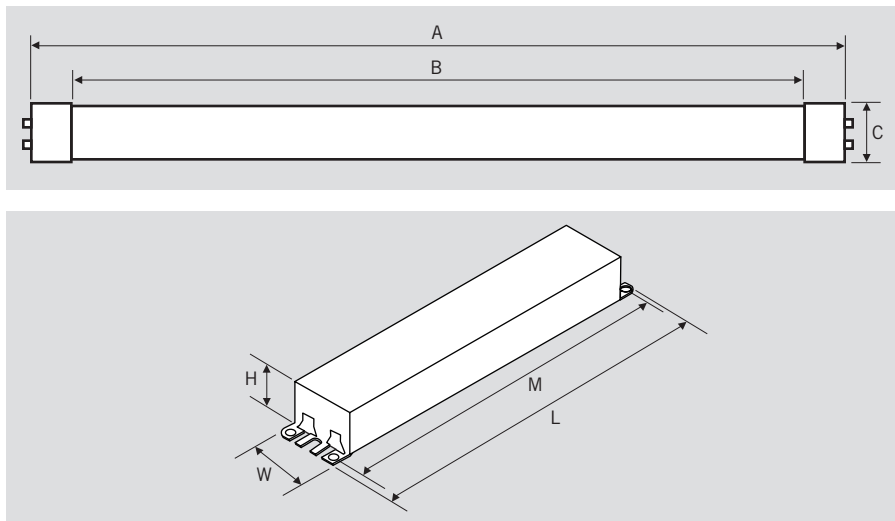
VISIBLE LIGHT AREA: 325°

**KT-LED22T5HO-48G-8XX-E**  
T5 LED LAMP

**DRIVER SPECIFICATIONS**

Catalog Number	Description	Dimensions
KTLD-2LT5HO-UV-12C-VDIM	Driver for (2) 4' T5 Type C lamps; 120-277V input, 0-10V dimming; 520mA output current	1.10" × 1.33" × 9.50"
KTLD-4LT5HO-UV-12C-VDIM	Driver for (4) 4' T5 Type C lamps; 120-277V input, 0-10V dimming; 520mA output current	1.30" × 1.80" × 9.60"

**PHYSICAL CHARACTERISTICS**



**LAMP DIMENSIONS**

A (Body Length)	47.24"
B (Illuminated Length)	45.50"
C (Diameter)	0.63"

**NOMINAL LENGTH: 48"**

**BASE TYPE: G5**

**DRIVER DIMENSIONS**

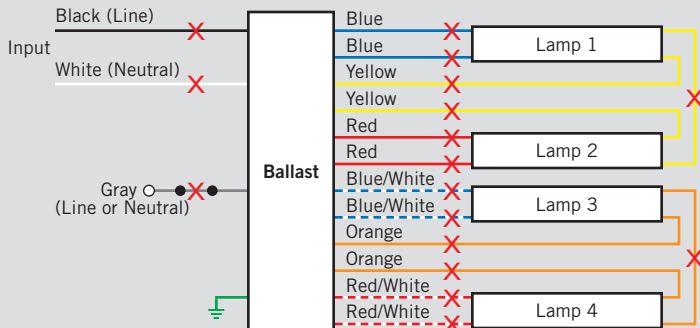
	KTLD-2LT5HO-UV-12C-VDIM	KTLD-4LT5HO-UV-12C-VDIM
L (Length)	9.50"	L (Length) 9.60"
W (Width)	1.33"	W (Width) 1.80"
H (Height)	1.10"	H (Height) 1.30"
M (Mounting)	8.90"	M (Mounting) 8.90"

**WIRING INSTRUCTIONS**

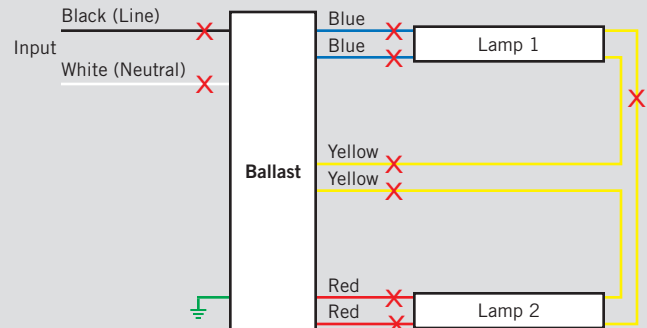
1. Shut off power.
2. Remove existing fluorescent tube(s) and diffuser (if applicable).
3. Open ballast compartment cover, cut all wires (as shown below), and remove existing ballast. Disconnect starter (if applicable).

**TYPICAL BALLAST CONFIGURATIONS**

**4-Lamp Wiring**



**2-Lamp Wiring**



(continued on page 3)

## KT-LED22T5HO-48G-8XX-E

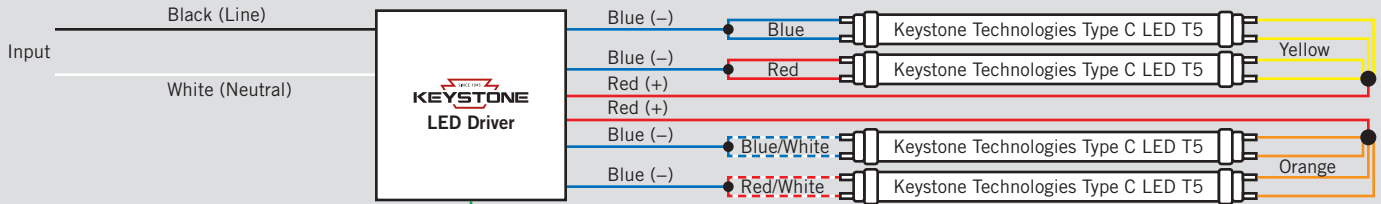
T5 LED LAMP

### WIRING INSTRUCTIONS *(continued)*

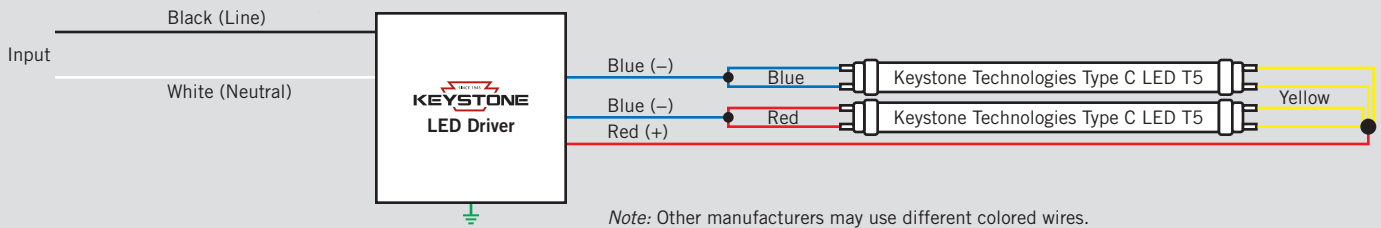
4. Check the mounting holes of ballast to see whether they are suitable to install LED driver. If not, drill new holes for mounting. Install LED driver to luminaire using screws.
5. Wire according to diagrams (as shown below). **Note: Do not leave any loose wires exposed.**

#### RETROFIT WIRING

##### 4-Lamp Wiring Configuration

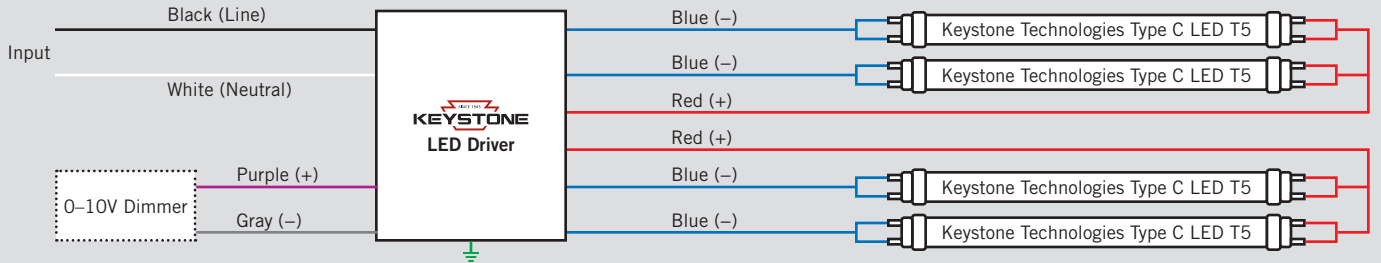


##### 2-Lamp Wiring Configuration

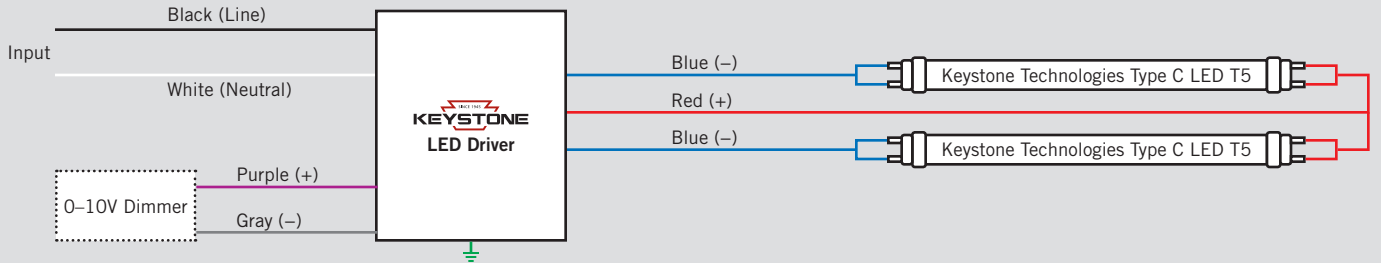


#### NEW INSTALLATION: DOUBLE-ENDED WIRING

##### 4-Lamp Wiring Configuration



##### 2-Lamp Wiring Configuration



*(continued on page 4)*



# EXTERNAL DRIVE LED

TYPE C LED TUBES

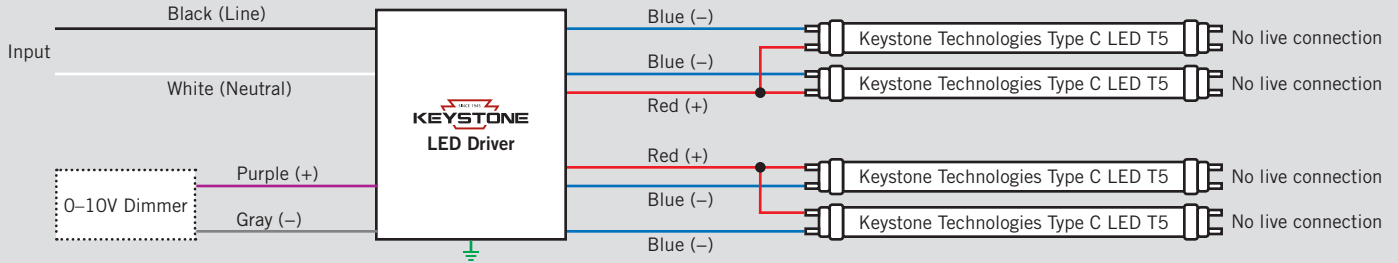
## KT-LED22T5HO-48G-8XX-E

T5 LED LAMP

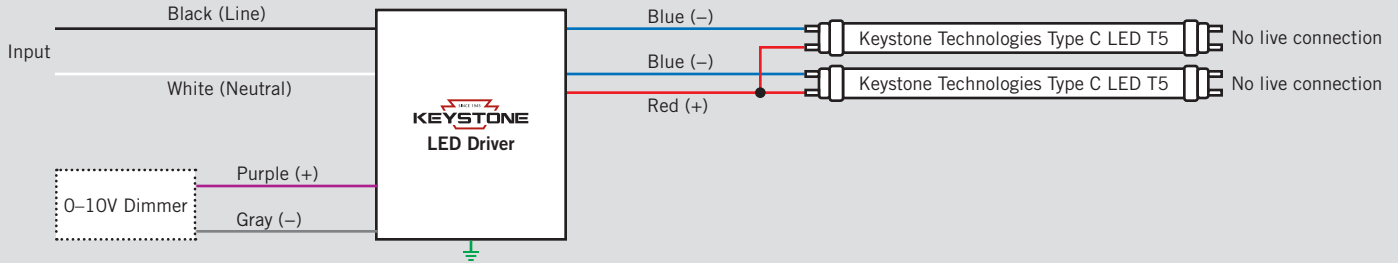
### WIRING INSTRUCTIONS *(continued)*

#### NEW INSTALLATION: SINGLE-ENDED WIRING

##### 4-Lamp Wiring Configuration



##### 2-Lamp Wiring Configuration



6. Close compartment cover and make sure live parts are not accessible. Affix field-applied label in a visible section inside the luminaire.
7. Install the LED tubes and cover the diffuser (if applicable).
8. Turn on power and verify that the tubes are working correctly. **If not, immediately turn off power and contact Keystone Technologies.**

### ORDERING INFORMATION

ORDER CODE	PACKAGING STYLE	PACK QTY.	ITEM STATUS
KT-LED22T5HO-48G-8XX-E	Carton Pack (Egg Crate Packaging)	25	Quick Ship

### CATALOG NUMBER BREAKDOWN

# KT-LED22T5HO-48G-8XX-E

1 2 3 4 5 6 7 8 9

- 1 Keystone Technologies
- 2 LED Lamp
- 3 Wattage
- 4 Lamp Type
- 5 Nominal Length (Inches)
- 6 Glass Construction
- 7 800 Series
- 8 Color Temperature
- 9 External Drive Series