



# KT-LED9T8-24GC-830-X

## T8 LED LAMP

### DESCRIPTION

9W T8 LED | 3000K | >80 CRI | Ballast & Line Voltage Compatible



<b>LAMP TYPE:</b> Linear
<b>BULB TYPE:</b> T8 LED
<b>BASE TYPE:</b> G13 (Medium Bi-Pin)
<b>WATTAGE:</b> 9W
<b>COLOR TEMPERATURE:</b> 3000K
<b>COLOR RENDERING INDEX (CRI):</b> >80
<b>WARRANTY:</b> 5 Years



### PRODUCT FEATURES

- **Plug & Play Application:** Compatible with Most Instant Start Electronic T8 Ballasts, Contact Keystone for Ballast Compatibility List
- **Bypass Ballast Application:** Runs on 120-277 Line Voltage
- Direct Replacement for the Following Fluorescent Lamps: F17T8
- UL Listed and UL Classified
- 50,000+ Hour Lifetime
- Environmentally Friendly: No Mercury Used
- Instant Startup
- Frosted Lens Eliminates Pixelation
- Operating Temperature: -20°C/-4°F to 45°C/113°F
- 100+ Lumens per Watt (Bare Lamp Efficacy)
- Suitable for Dry and Damp Locations
- Improved Lamp Durability with Shatterproof Coated Glass, designed to pass drop tests of 6' on hard surface
- NSF Listed: NSF/ANSI Standard 2 - Food Equipment, Splash Zone (Not for Direct Food Zone without additional fixture considerations)

### OPERATING SPECIFICATIONS

#### ELECTRICAL AND PERFORMANCE CHARACTERISTICS

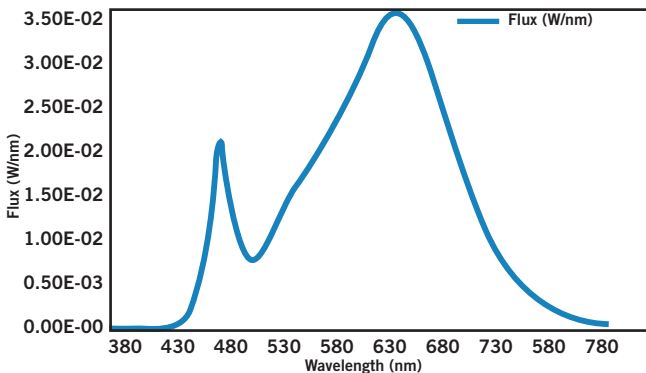
CRI	Bare Lamp Wattage	Nominal Lamp Lumens	Instant Start Ballast Compatible Application						Line Voltage Application			Max. THD	Power Factor	
			Input Voltage	System Wattage*			Initial Lumens*			Input Voltage	Lamp Wattage			Initial Lumens
				0.78BF	0.88BF	1.18BF	0.78BF	0.88BF	1.18BF					
>80	9W	1100	Ballast Dependent	11.2W	11.5W	12.1W	1070	1070	1070	120-277	9W	1070	20%	>0.9

\* Nominal values. Actual values may vary depending on electronic ballast used.

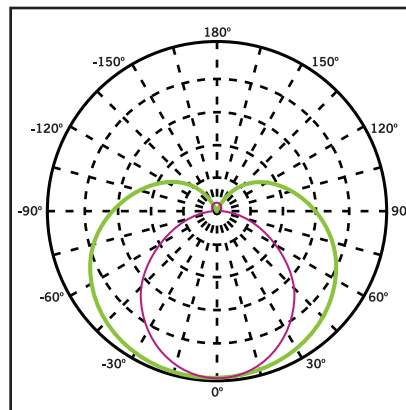
#### RATED LIFE

L70 (Hours)	50,000
-------------	--------

#### SPECTRAL DISTRIBUTION



#### POLAR CANDELA DISTRIBUTION



Located at Horizontal Angle = 0, Vertical Angle 0

1. **Violet** Vertical Plane through Horizontal Angles (90-270)
2. **Green** Vertical Plane through Horizontal Angles (0-180)

**Beam Angle: 220°**

**Visible Light Area: 325°**



# KT-LED9T8-24GC-830-X

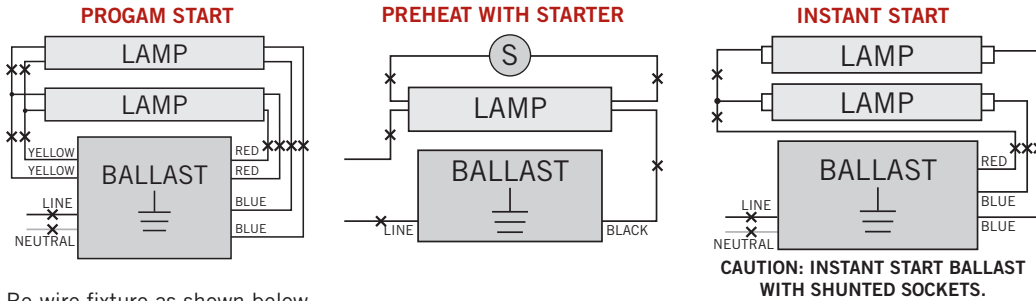
## T8 LED LAMP

### WIRING: Plug & Play

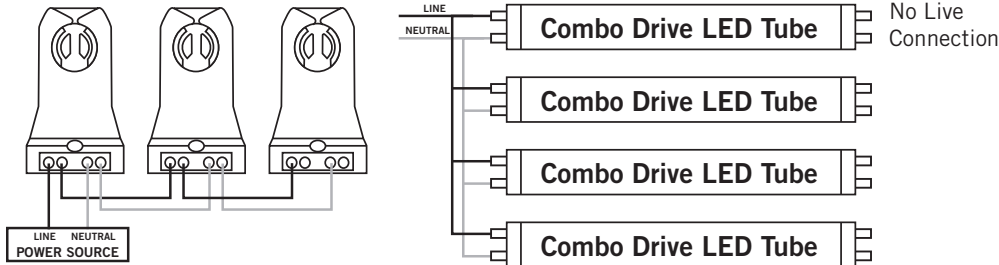
Simply replace the existing fluorescent lamp with Keystone Combo Drive LED lamp. No changes to the existing fluorescent ballast wiring needed. For ballast compatibility questions, please contact Keystone.

### WIRING: Bypass Ballast

#### Typical Ballast Configurations:



Re-wire fixture as shown below.



**Typical Non-Shunted Lampholder**

Connect wires directly to these terminals

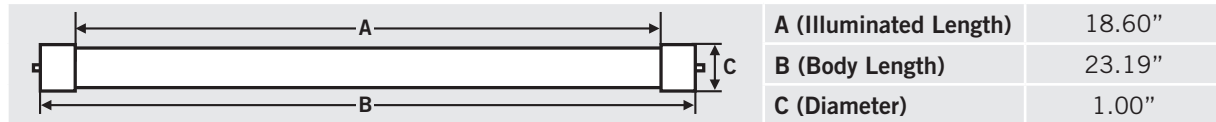
**CAUTION: Use only non-shunted lampholders.**

Do not install product in a fixture with shunted lampholders (found in all fixtures using instant start ballasts). If the current lampholders are shunted, remove them and replace them with non-shunted lampholders. Make new connections directly to terminals as indicated above.

Keystone can provide any style replacement lampholders. Call us at 800-464-2680.

## PHYSICAL CHARACTERISTICS

### LAMP DIMENSIONS



**NOMINAL LENGTH: 24"    BASE TYPE: G13 (Medium Bi-Pin)**

### ORDERING INFORMATION

ORDER CODE	PACKAGING STYLE	PACK QTY.	ITEM STATUS
KT-LED9T8-24GC-830-X-CP	Carton Pack (Egg Crate Packaging)	25	Quick Ship

### CATALOG NUMBER BREAKDOWN

# KT-LED9T8-24GC-830-X

