



# KTLD-60-UV-1250-VDIM-L11

## CONSTANT CURRENT LED DRIVER



### DESCRIPTION

LED Driver | 60W Family | 120-277V Input | 1250mA Constant Current Output

|   |
|---|
| <b>DRIVER TYPE:</b> Constant Current LED Driver |
| <b>MAX. OUTPUT POWER:</b> 60W                   |
| <b>INPUT VOLTAGE:</b> 120-277Vac $\pm$ 10%      |
| <b>OUTPUT VOLTAGE:</b> 30-48Vdc                 |
| <b>OUTPUT CURRENT:</b> 1250 mA                  |
| <b>DIMMING:</b> 0-10V                           |
| <b>WARRANTY:</b> 5 Years                        |

### PRODUCT FEATURES

- Meets FCC Part 15 (Class B) Consumer Limits
- Short Circuit Overload and Open Load Protection
- Type 1 Outdoor, Suitable for Dry and Damp Locations
- UL Listed, Class P
- Dimmable with 0–10V Dimmer
- Class 2 Output
- -20°C/-4°F to 55°C/131°F Operating Temperature
- 90°C/194°F Maximum Case Temperature
- Input Frequency: 50/60 Hz
- THD: < 20%

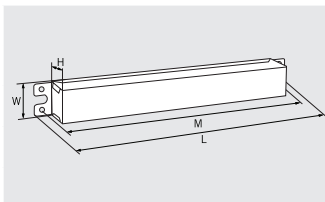
## SPECIFICATIONS

### ELECTRICAL SPECIFICATIONS

| Family | INPUT CHARACTERISTICS |             |              |              | OUTPUT CHARACTERISTICS |                      |                | FEATURES   |
|--------|-----------------------|-------------|--------------|--------------|------------------------|----------------------|----------------|------------|
|        | Input Voltage         | Input Power | Power Factor | Max. Current | Max. Output Power      | Rated Output Current | Output Voltage | Efficiency |
| 60W    | 120-277Vac            | 75W         | >0.9         | .63 @ 120V   | 60W                    | 1250mA               | 30-48Vdc       | 84%        |

### MECHANICAL SPECIFICATIONS

#### CASE DIMENSIONS



|                   |       |
|-------------------|-------|
| <b>LENGTH</b>     | 9.50" |
| <b>WIDTH</b>      | 1.30" |
| <b>HEIGHT</b>     | 1.00" |
| <b>MOUNTING</b>   | 9.00" |
| <b>CASE STYLE</b> | L11   |

#### STANDARD LEAD LENGTHS\*

|               |        |
|---------------|--------|
| <b>WHITE</b>  | 12.00" |
| <b>BLACK</b>  | 12.00" |
| <b>RED</b>    | 12.00" |
| <b>PURPLE</b> | 12.00" |
| <b>GRAY</b>   | 12.00" |

Input and output lead wires are 18 AWG

**CASE MATERIAL:** Metal

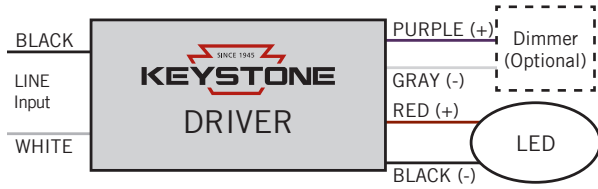
\*Consult Keystone for special lead length requirements.



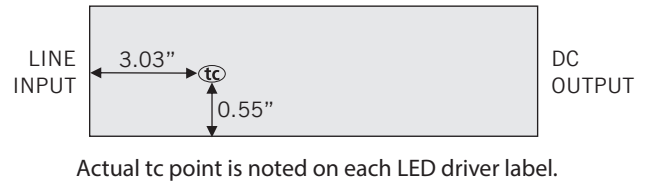
# KTLD-60-UV-1250-VDIM-L11

## CONSTANT CURRENT LED DRIVER

### WIRING DIAGRAM



### HOT SPOT LOCATION



### ORDERING INFORMATION

| ORDER CODE                  | PACKAGING STYLE | PACK QTY. | ITEM STATUS |
|-----------------------------|-----------------|-----------|-------------|
| KTLD-60-UV-1250-VDIM-L11-CP | Carton Pack     | TBD       | Active      |

### CATALOG NUMBER BREAKDOWN

# KTLD-60-UV-1250-VDIM-L11-CP

