



# KTLD-90-UV-2625-VDIM-L5

## LED DRIVER



Constant current LED driver
Total power: 90W
Input voltage: 120~277Vac $\pm$ 10%
Number of outputs: One
UL Listed, Class P
IP20 design for dry and damp location
Dimmable with 0-10V dimmer
5 year warranty

### ELECTRICAL SPECIFICATIONS

Input voltage range:	120~277Vac $\pm$ 10%
Frequency:	50/60Hz
Power factor:	> 0.9 under 120~277Vac input with 80~100% load condition (for all output currents)
Inrush current:	20A @230V
Max input current:	1.07A @120V, 0.54A @240V and 0.47A @277V
THD:	< 20% under 120~277Vac input with 80~100% load condition (for all output currents)
Load Regulation:	$\pm$ 2%
Line Regulation:	$\pm$ 1%
Output Tolerance:	$\pm$ 5% at full load condition
Turn-on Delay Time:	< 2s at full load condition
Overshoot:	< 10% at full load condition
No Load Power Consumption:	< 2W
Ripple & Noise (pk-pk):	< 3%
Withstand voltage:	Input to output, 2,800Vdc, 2mA
Leakage current:	Maximum 0.5mA at 277Vac, 60Hz input
Protection:	Over voltage protection: Hiccup mode. Protection will trigger when load voltage exceed specified output voltage and will auto recover after the fault mode is removed. Over current protection: Hiccup mode. Protection will trigger when load current exceed specified output current and will auto recover after the fault mode is removed. Short circuit protection: Hiccup mode. Protection will trigger when short circuit and will auto recover after the fault mode is removed. Over temperature protection: Protection will trigger when driver overheat and auto-recovery when cooled down.

### ENVIRONMENTAL SPECIFICATIONS

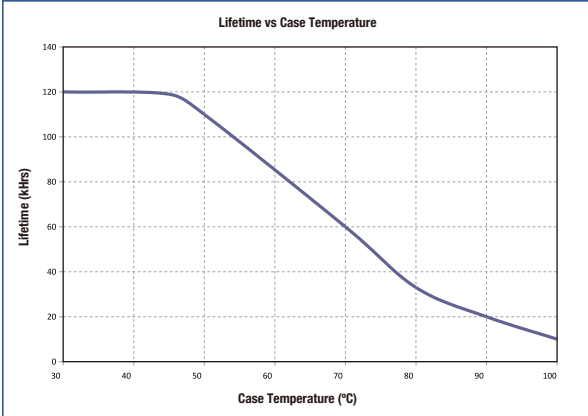
Operating temperature:	-40 to 60°C
Storage temperature:	-40 to 85°C
Humidity:	5% to 95%
MTBF:	125,000 hours at 40°C ambient (~70°C Case temp)
Life rating:	85,000 hours at 120Vac input, 100% load and 60°C case temperature
Maximum case Temperature :	90°C

### SAFETY AND EMC COMPLIANCE

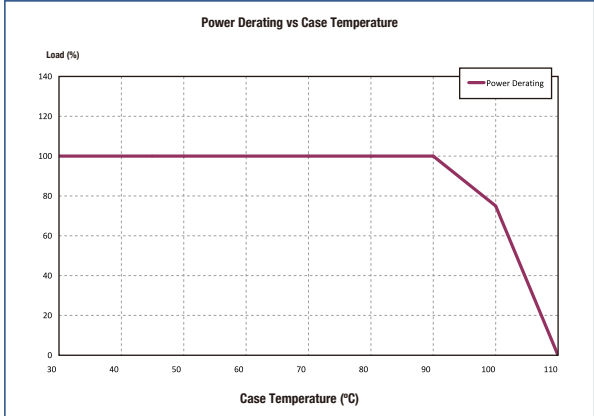
UL/cUL	UL Listed, Class P; Type HL
CE	EN61347-1, EN61347-2-13
FCC, 47CFR Part 15	ANSI C63.4:2009 Class B (Consumer Limit)
EN61000-3-2	Harmonic Current Emissions Class C



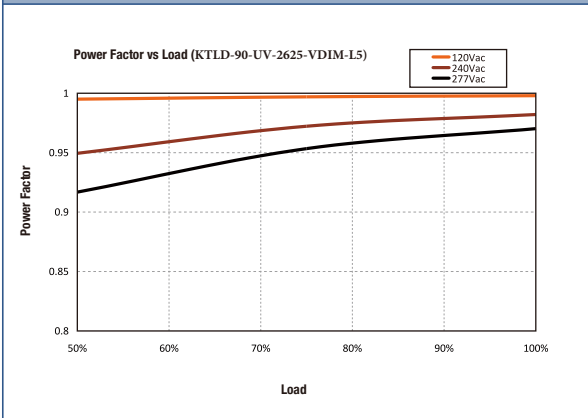
**LIFETIME vs CASE TEMPERATURE**



**POWER DERATING vs CASE TEMPERATURE**



**POWER FACTOR vs LOAD**



**EFFICIENCY vs LOAD**

