



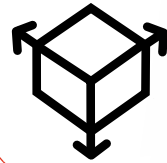
SINCE 1945
KEYSTONE
CELEBRATING 75 YEARS

XFIT

**BACK-LIT
PANEL LIGHTS**

JUNE 2020

Introducing the next generation of panel lights.



Versatility and SKU reduction.

Reduce SKUs with the versatility provided by Power Select and Color Select switches. **Available on select models**, these innovative features allow you to quickly select from three lumen output and three color temperature options.



POWER SELECT SWITCH

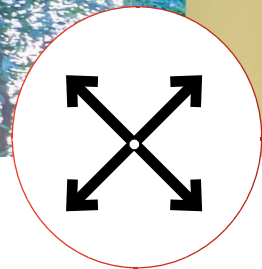
COLOR SELECT SWITCH



Easy installation.

For easy installation in new construction and retrofit applications, our back-lit panels fit into standard T-grid ceilings and are **up to 30% lighter than edge-lit panels**. They feature 4 knockouts for enhanced wiring flexibility.

Quality construction for optimal performance.



Even light distribution.

For even lighting without shadowing or hot spots, our panel lights feature a frosted lens positioned at an ideal distance from the LED chips.

SAME GREAT LOOK AS
EDGE-LIT PANELS WITH
CONSISTENT, EDGE-TO-EDGE
LIGHT OUTPUT.



No yellowing.

With a precise optical lens covering each LED chip, there's no risk of yellowing over the lifetime of the fixture.

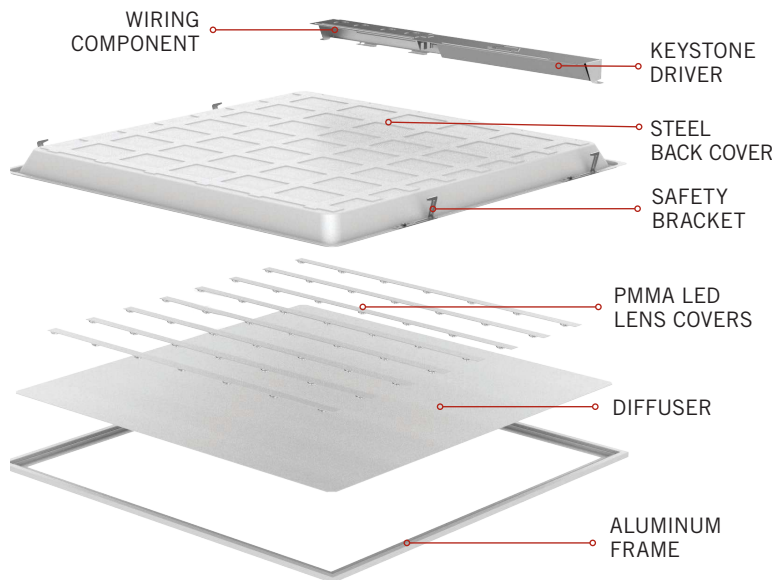
QUALITY CRAFTED LENSES
MADE OF PMMA EVENLY
DISTRIBUTE THE LIGHT AND
WON'T YELLOW OVER TIME.

Powered by the Keystone driver you trust.




Low optical flicker.

For comfortable lighting in offices, schools, and other commercial applications, our back-lit panel lights are designed to ensure low optical flicker.



Smooth Dimming.

Powered by Keystone's 0-10V dimming driver, these panel lights provide smooth, even dimming. The driver is housed inside a built-in junction box.



Maximum savings through efficiency & rebates.



Energy Efficiency.

Our panel lights are up to 50% more efficient than fluorescent troffers. Listed on the DLC Qualified Products List (QPL), these panel light fixtures are eligible for rebate opportunities.



SELECTABLE OUTPUT POWER & COLOR TEMPERATURE



2'X2' LED PANEL LIGHTS

CATALOG NUMBER	SELECTABLE WATTAGE*	NOMINAL LUMENS	NOMINAL EFFICACY	SELECTABLE COLOR TEMPERATURE*	CRI	INPUT VOLTAGE	DIMMABLE	LIFETIME	WARRANTY	DLC CATEGORY
KT-BPLED40PS-22-8CSA-VDIM	40W, 30W, 20W	4500, 3600, 2500	110 lm/W	5000K, 4000K, 3500K	>80	120-277V	Yes	50,000 Hours	5 Years	Standard

2'X4' LED PANEL LIGHTS

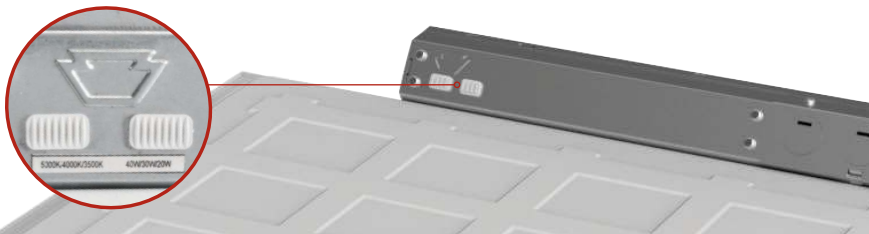
CATALOG NUMBER	SELECTABLE WATTAGE*	NOMINAL LUMENS	NOMINAL EFFICACY	SELECTABLE COLOR TEMPERATURE*	CRI	INPUT VOLTAGE	DIMMABLE	LIFETIME	WARRANTY	DLC CATEGORY
KT-BPLED50PS-24-8CSA-VDIM	50W, 40W, 30W	5600, 4700, 3700	110 lm/W	5000K, 4000K, 3500K	>80	120-277V	Yes	50,000 Hours	5 Years	Standard

1'X4' LED PANEL LIGHTS

CATALOG NUMBER	SELECTABLE WATTAGE*	NOMINAL LUMENS	NOMINAL EFFICACY	SELECTABLE COLOR TEMPERATURE*	CRI	INPUT VOLTAGE	DIMMABLE	LIFETIME	WARRANTY	DLC CATEGORY
KT-BPLED40PS-14-8CSA-VDIM	40W, 30W, 20W	4500, 3600, 2500	110 lm/W	5000K, 4000K, 3500K	>80	120-277V	Yes	50,000 Hours	5 Years	Standard

**Part Numbers reflect highest wattage and the default setting is highest wattage.*

COLOR SELECT
AND POWER SELECT
SWITCHES



DLC STANDARD

2'X2' LED PANEL LIGHTS

CATALOG NUMBER	POWER	LUMENS	NOMINAL EFFICACY	CRI	INPUT VOLTAGE	DIMMABLE	LIFETIME	WARRANTY	DLC CATEGORY
KT-BPLED30-22-8xx-VDIM	30W	3300	110 lm/W	>80	120-277V	Yes	50,000 Hours	5 Years	Standard
KT-BPLED40-22-8xx-VDIM	40W	4400	110 lm/W	>80	120-277V	Yes	50,000 Hours	5 Years	Standard

2'X4' LED PANEL LIGHTS

CATALOG NUMBER	POWER	LUMENS	NOMINAL EFFICACY	CRI	INPUT VOLTAGE	DIMMABLE	LIFETIME	WARRANTY	DLC CATEGORY
KT-BPLED40-24-8xx-VDIM	40W	4400	110 lm/W	>80	120-277V	Yes	50,000 Hours	5 Years	Standard
KT-BPLED50-24-8xx-VDIM	50W	5500	110 lm/W	>80	120-277V	Yes	50,000 Hours	5 Years	Standard

1'X4' LED PANEL LIGHTS

CATALOG NUMBER	POWER	LUMENS	NOMINAL EFFICACY	CRI	INPUT VOLTAGE	DIMMABLE	LIFETIME	WARRANTY	DLC CATEGORY
KT-BPLED40-14-8xx-VDIM	40W	4400	110 lm/W	>80	120-277V	Yes	50,000 Hours	5 Years	Standard

DLC PREMIUM

2'X2' LED PANEL LIGHTS

CATALOG NUMBER	POWER	LUMENS	EFFICACY	CRI	INPUT VOLTAGE	DIMMABLE	LIFETIME	WARRANTY	DLC CATEGORY
KT-BPLED20-22-8xx-VDIM-P	20W	2500	125 lm/W	>80	120-277V	Yes	50,000 Hours	5 Years	Premium
KT-BPLED30-22-8xx-VDIM-P	30W	3750	125 lm/W	>80	120-277V	Yes	50,000 Hours	5 Years	Premium

2'X4' LED PANEL LIGHTS

CATALOG NUMBER	POWER	LUMENS	EFFICACY	CRI	INPUT VOLTAGE	DIMMABLE	LIFETIME	WARRANTY	DLC CATEGORY
KT-BPLED30-24-8xx-VDIM-P	30W	3750	125 lm/W	>80	120-277V	Yes	50,000 Hours	5 Years	Premium
KT-BPLED40-24-8xx-VDIM-P	40W	5000	125 lm/W	>80	120-277V	Yes	50,000 Hours	5 Years	Premium

1'X4' LED PANEL LIGHTS

CATALOG NUMBER	POWER	LUMENS	EFFICACY	CRI	INPUT VOLTAGE	DIMMABLE	LIFETIME	WARRANTY	DLC CATEGORY
KT-BPLED30-14-8xx-VDIM-P	30W	3750	125 lm/W	>80	120-277V	Yes	50,000 Hours	5 Years	Premium

8xx DENOTES COLOR OPTIONS AVAILABLE	835		840		850	
	800 SERIES, 3500K	SOFT WHITE	800 SERIES, 4000K	COOL WHITE	800 SERIES, 5000K	DAYLIGHT WHITE


FIXTURE ACCESSORIES

SMART SAFE LED EMERGENCY
BACK-UP*

CATALOG NUMBER	WIRE TYPE	OUTPUT POWER	APPROXIMATE EMERGENCY LUMENS	EMERGENCY TIME OPERATION
KT-EMRG-LED-5-500-EN /DF	Dual Flex Cable	5W	550	90 MINUTES
KT-EMRG-LED-12-1200-EN /DF	Dual Flex Cable	12W	1300	

BACK-LIT PANEL WITH
EMERGENCY BACK-UP



**Available for quick factory installation*



MOUNTING BRACKET

CATALOG NUMBER	DESCRIPTION
KT-BPLED-EM-22/4-KIT	Mounting bracket for SmartSafe LED emergency back-up for 2x2 and 2x4 back-lit panels
KT-BPLED-EM-14-KIT	Mounting bracket for SmartSafe LED emergency back-up for 1x4 back-lit panels



MOUNTING BRACKETS



SURFACE MOUNT KIT

CATALOG NUMBER	DESCRIPTION
KT-BPLED-SM-14-KIT	Surface mount kit 1x4 back-lit panels
KT-BPLED-SM-22-KIT	Surface mount kit 2x2 back-lit panels
KT-BPLED-SM-24-KIT	Surface mount kit 2x4 back-lit panels




SURFACE MOUNT
INSTALLED ON
A 2'X2' FIXTURE



J-BOX

CATALOG NUMBER	DESCRIPTION
KT-BPLED-JBOX-1	Larger J-box add-on for back-lit DLC Standard panels
KT-BPLED-JBOX-2	Larger J-box add-on for back-lit DLC Premium and Power/Color Select panels

J-BOX



KT-BPLED-JBOX-1KT-BPLED-JBOX-2



Keystone Technologies | Philadelphia, PA | Phone (800) 464-2680 | Fax (888) 966-0556 | keystonetech.com