



KT-LED12T5HE-36GC-840-DX2

T5 LED LAMP

DESCRIPTION

12W T5 LED | 4000K | >83 CRI | High-Efficiency | Single- or Double-Ended Wiring



LAMP TYPE: Linear
BULB TYPE: T5 LED
BASE TYPE: G5 (Miniature Bi-Pin)
WATTAGE: 12W
COLOR TEMPERATURE: 4000K
COLOR RENDERING INDEX (CRI): >83
WARRANTY: 5 Years



PRODUCT FEATURES

- Replacement for conventional fluorescent lamp
- Single- or double-ended wiring
- 50,000+ hour lifetime
- Environmentally friendly: No mercury used
- Instant startup
- Direct replacement for F21T5 fluorescent lamp
- Frosted lens eliminates pixelation
- Integral driver (isolated) eliminates the need for external driver or ballast
- Improved lamp durability with shatterproof coated glass
- Operating temperature: -20°C/-4°F to 45°C/113°F
- 133 Lumens per Watt
- UL Classified
- ETL Sanitation listed NSF/ANSI Standard 2—Food Equipment

OPERATING SPECIFICATIONS

ELECTRICAL CHARACTERISTICS

Input Voltage	Power Consumption	Power Factor	Input Current
120-277Vac	12W	>0.9	105mA @ 120V 45mA @ 277V

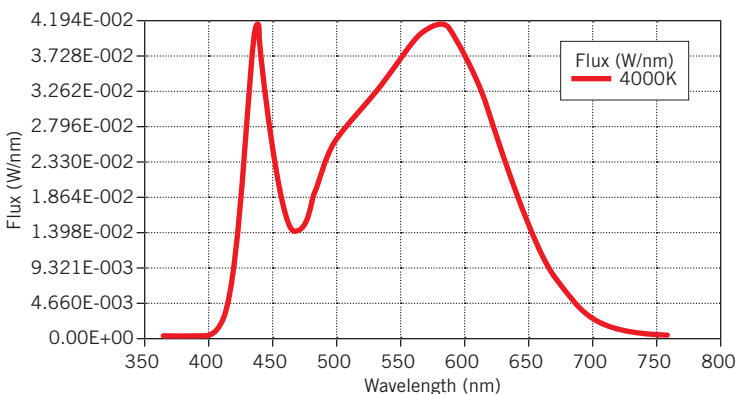
PHOTOMETRIC CHARACTERISTICS

Color Temperature (CCT)	4000K
Luminous Flux	1600 lm
Color Rendering Index (CRI)	>83
Efficacy	133 lm/W
Beam Angle	140°
Visible Light Area	280°

RATED LIFE

L70 (Hours)	50,000
-------------	--------

SPECTRAL DISTRIBUTION



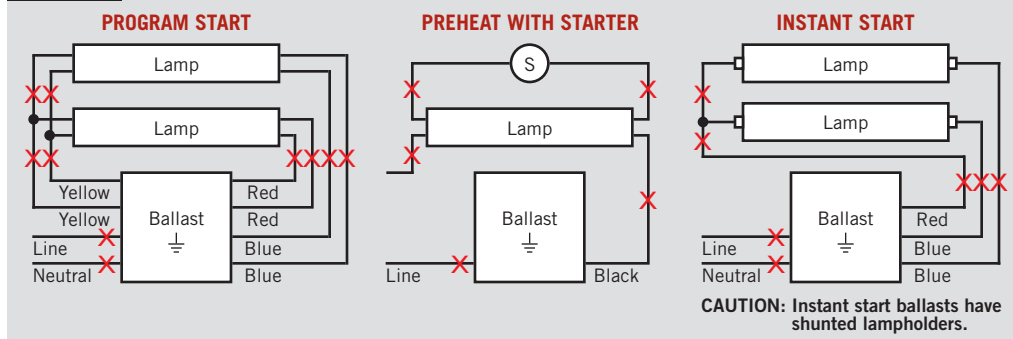
KT-LED12T5HE-36GC-840-DX2

T5 LED LAMP


SINGLE-ENDED WIRING DIAGRAM

1. Cut all existing connections to ballast as shown below and remove ballast. See *Figure A* for typical ballast configurations. **Note: Single-ended wiring requires non-shunted lampholders.**

FIGURE A TYPICAL BALLAST CONFIGURATIONS



TYPICAL NON-SHUNTED LAMPHOLDER

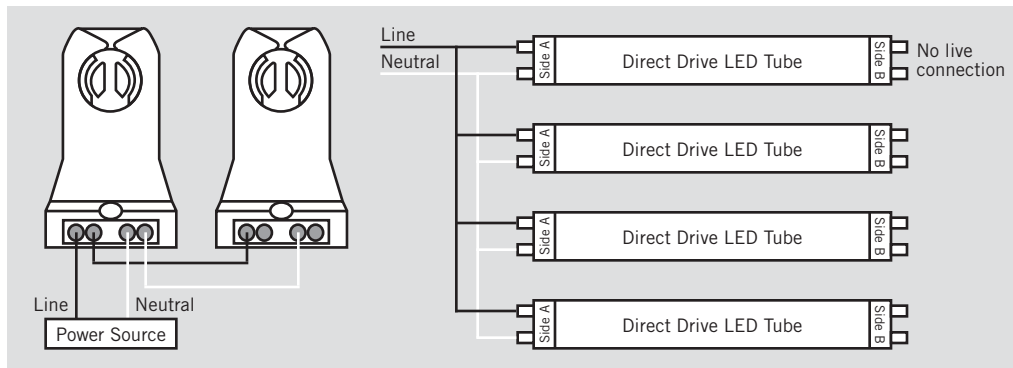


Connect wires directly to these terminals

CAUTION: FOR SINGLE-ENDED WIRING USE ONLY NON-SHUNTED LAMPHOLDERS.

For Single-ended wiring, do not install product in a fixture with shunted lampholders (found in all fixtures using instant start ballasts). If the current lampholders are shunted, remove them and replace them with non-shunted lampholders. Make new connections directly to terminals as indicated above. Keystone can provide any style replacement lampholders. Call us at 800-464-2680.

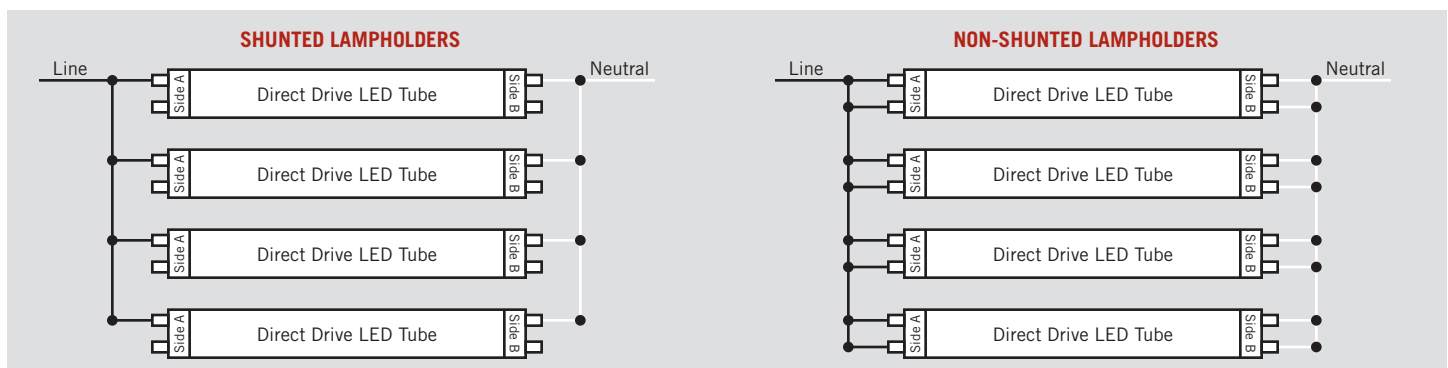
2. Rewire fixture as shown below.



DOUBLE-ENDED WIRING DIAGRAM

1. Cut all existing connections to ballast as shown below and remove ballast. See *Figure A* above for typical ballast configurations.
2. Re-wire fixture as shown below. For double-ended wiring, use either shunted or nonshunted lampholders.

NOTE: There should not be any exposed wires at the end of installation.

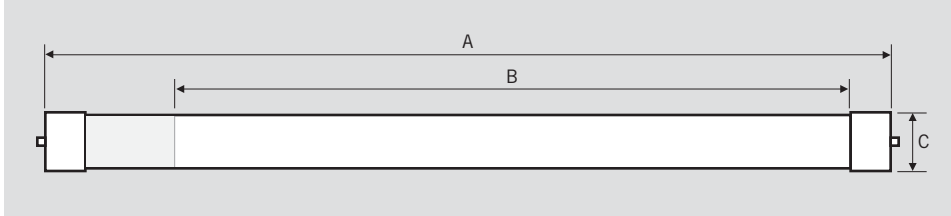




KT-LED12T5HE-36GC-840-DX2

T5 LED LAMP

PHYSICAL CHARACTERISTICS



LAMP DIMENSIONS

A (Body Length)	33.38"
B (Illuminated Length)	29.56"
C (Diameter)*	0.82"

NOMINAL LENGTH: 36"

BASE TYPE: G5 (Miniature Bi-Pin)

**Though nominally referred to as a T5, this lamp has a T6 diameter.*

ORDERING INFORMATION

ORDER CODE	CARTON QUANTITY	EASY CODE	UPC
KT-LED12T5HE-36GC-840-DX2	25 pcs	FFJ-63	843654130477

CATALOG NUMBER BREAKDOWN

KT-LED12T5HE-36GC-840-DX2

1 2 3 4 5 6 7 8 9

- 1 Keystone Technologies
- 2 LED Lamp
- 3 Wattage
- 4 Lamp Type
- 5 Nominal Length (Inches)
- 6 Shatter-Proof Coated Glass
- 7 800 Series
- 8 Color Temperature
- 9 Single- or Double-Ended Wiring