



KT-BPLED40PS-22-8CSA-VDIM

BACKLIT LED PANEL LIGHT

DESCRIPTION

2'x2' LED panel light, 20, 30 and 40W, 120-277V input, 0-10V dimming



PRODUCT FEATURES

- Aluminum frame featuring stepped edge design detail and gloss white paint for improved aesthetics
 - New backlit style design; fits standard T-grid ceilings
 - Suitable for recessed or surface mount (with optional accessories)*
 - Construction features precise optical lenses over each individual LED, offering optimal light diffusion and consistent surface illumination, with no risk of yellowing over product lifetime
 - Suitable for damp locations
 - Powered by Keystone 0-10V dimmable LED driver with built-in junction box
 - Compatible with Keystone SmartSafe LED emergency backup
 - Over 50% energy savings compared to traditional fluorescent troffers
 - Operating temp range -20°C/-4°F to 40°C/104°F
- * For use in non-fire rated installations only

PERFORMANCE SPECIFICATIONS

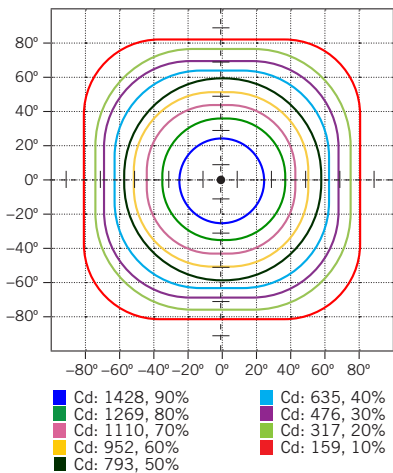
Catalog Number	Input Voltage	Wattage	Color Temperature	Lumen Output	CRI	Power Factor	Efficacy	Lifetime
KT-BPLED40PS-22-8CSA-VDIM*	120-277V	40W	3500K	4,400	>80	>0.9	110 lm/W	50,000 Hours
			4000K	4,500			113 lm/W	
			5000K	4,500			113 lm/W	
	120-277V	30W	3500K	3,500			117 lm/W	
			4000K	3,600			120 lm/W	
			5000K	3,600			120 lm/W	
	120-277V	20W	3500K	2,400			120 lm/W	
			4000K	2,500			125 lm/W	
			5000K	2,500			125 lm/W	

ONE CATALOG NUMBER WITH 9 DIFFERENT OPTIONS

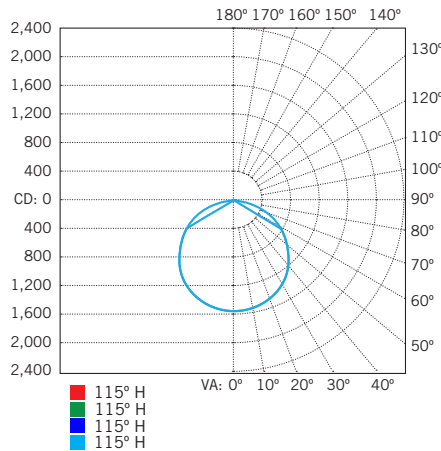
* Preset to highest lumen output (40W / 5000K)
 * Color Uniformity: CCT (Correlated Color Temperature) range as per guidelines outlined in ANSI C78.377-2017.

PHOTOMETRIC SPECIFICATIONS

ISOCANDELA PLOT



POLAR CANDELA DISTRIBUTION

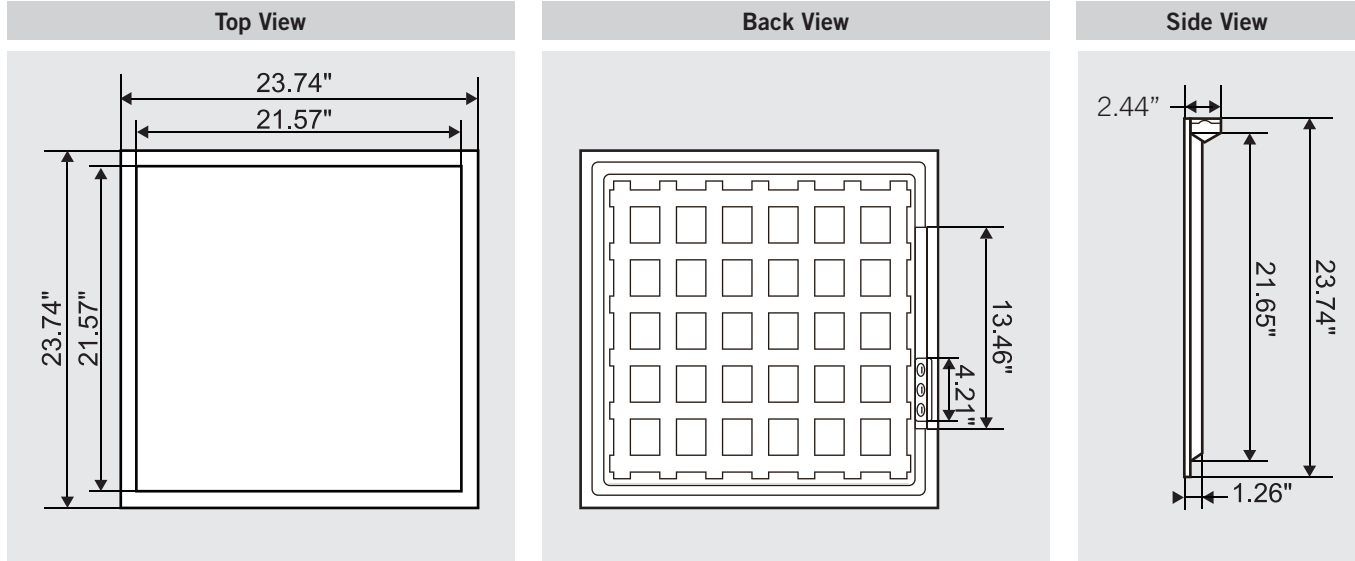


ZONAL LUMEN SUMMARY

Zone	Lumens	% Luminaire
0-60	3,651.5	78.2%
60-90	1,011.5	21.7%
0-90	4,663.0	99.9%
90-180	4.2	0.09%
0-180	4,667.2	100%

KT-BPLED40PS-22-8CSA-VDIM
BACKLIT LED PANEL LIGHT

PHYSICAL SPECIFICATIONS

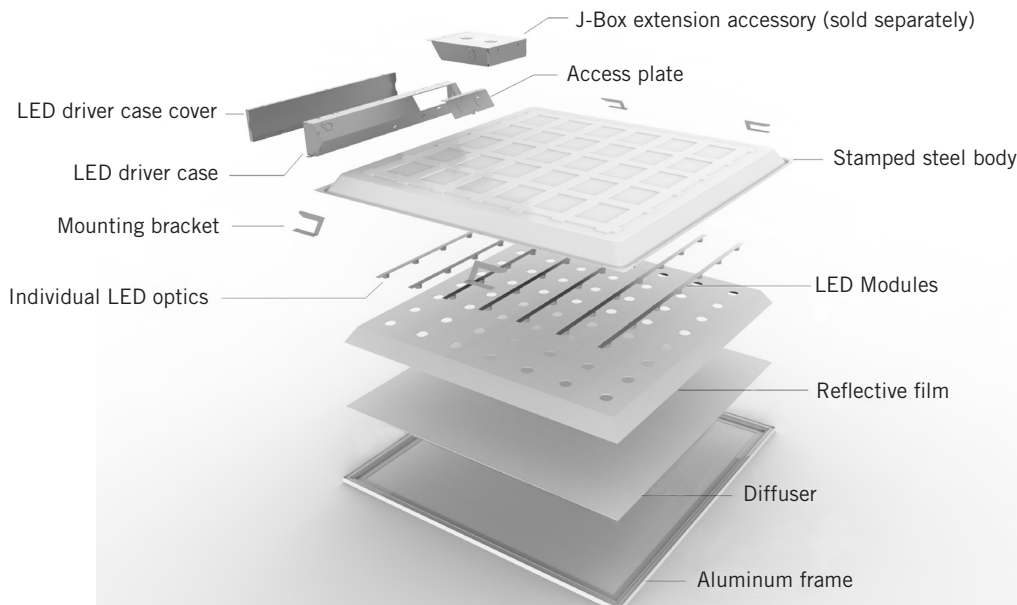


WEIGHT INFORMATION

1 Piece	1 Carton
6.2 lbs	12.4 lbs

EXPLODED VIEW

CONSTRUCTION FEATURES





KT-BPLED40PS-22-8CSA-VDIM

BACKLIT LED PANEL LIGHT

WIRELESS CONTROL OPTIONS*

Brand / System	Description	Ordering Number
Lutron Vive	FCJS-010 Wireless 0-10V fixture controller; 1A Max load; factory installed	KT-BPLED40PS-22-8CSA-VDIM /FCJS0



*Power Select functionality is disabled when fixtures are used in conjunction with Smart Loop fixture controllers or most other commercially available wireless fixture controllers.

ACCESSORIES (SOLD SEPARATELY)

Accessory	Catalog Number	Description
Emergency Battery Backup Mounting Kit	KT-BPLED-EM-22/4-KIT	Mounting Bracket for SmartSafe LED emergency backup for 2x2 and 2x4 backlit panels
Surface Mount Kit	KT-BPLED-SM-22-KIT	Surface Mount Kit 2x2 Backlit panels
J-Box	KT-BPLED-JBOX-2	Larger J-Box add-on for LED Backlit Panels, DLC Premium and Power Select Models

ORDERING INFORMATION

CATALOG NUMBER	CARTON QTY.	EASY CODE	UPC
KT-BPLED40PS-22-8CSA-VDIM	2	OYB-58	843654127866

CATALOG NUMBER BREAKDOWN

KT-BPLED40PS-22-8CSA-VDIM

1 **2** **3** **4** **5** **6** **7** **8** **9** **10**

- 1** Keystone Technologies
- 2** Backlit Panel Light LED Fixture
- 3** Wattage
- 4** Power Select
- 5** 2' x 2' Nominal Size
- 6** 800 Series
- 7** Color Select
- 8** 3500, 4000, or 5000K Color Temperature
- 9** 0-10V Dimming
- 10** Sensor Options

10 Sensor Options

	No option
/FC1-PIR	Occupancy sensor included