



KT-ALED140PS-M1-5-SF-8XX-VDIM-P

SLIP FITTER MOUNT LED AREA LIGHT PREMIUM PACKAGE

DESCRIPTION

High-Performance Slip Fitter Mount LED Area Light Premium Package | Power Select 140W/100W/70W all in one | 120–277V Input | Bronze Housing

APPLICATION

Pole-mount or structure-mount outdoor illumination needs (including parking lots, auto dealerships, pathways, roadways, recreational venues, and other general area lighting requirements)



PRODUCT FEATURES

- Compact, low-profile design delivers high-performance illumination and improves application site aesthetics
- Heavy-duty, die-cast aluminum housing with ample heat sinking for enhanced thermal performance
- True UO design for Dark Sky compliant performance eliminates undesirable sky glow
- Keystone Power Select Technology allows fixture to be set to 140W, 100W, or 70W settings
- 3-pin twist-lock photocell included along with integrated NEMA/ANSI C136.41 7-pin-twist lock receptacle and shorting cap, covers control needs and variables
- Pre-installed slip fitter mount kit with type V fixture optics, ideal for single-head pole and general flood applications
- Integral latch design for hassle-free, hinged access to driver compartment
- Bi-level occupancy sensor accessory available
- Reversible glare shield available, suitable for backside (house-side) or frontside (street-side) shielding
- Powered by Keystone 0–10V dimming LED driver featuring 12V AUX power tap, 6kV surge protection
- Ambient operating temperature: –40°C/–40°F to 50°C/122°F
- UL Certified for wet locations, IP65
- 0–10V dimming, 10% min
- Power factor: >0.95
- THD: <20%
- LED chip lifetime: L70 >100,000 hrs @ 25°C/77°F ambient fixture temp
- Meets FCC Part 15, Part B, Class A standards for conducted and radiated emissions

ELECTRICAL SPECIFICATIONS

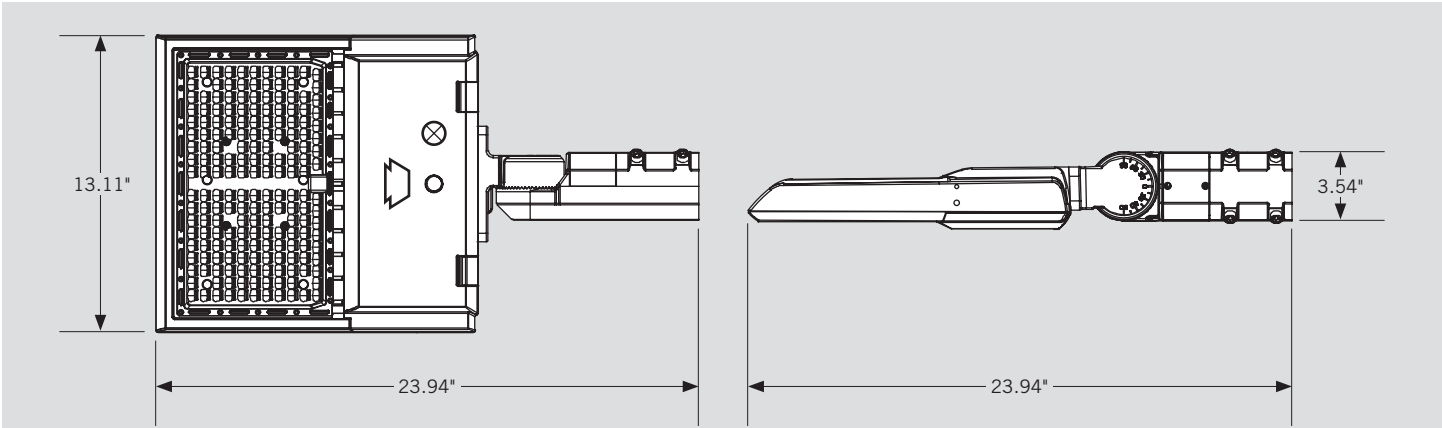
Catalog Number	Wattage	Lumens	Efficacy	Dimming	Color Temp	CRI	Dist Type	Input Voltage	Rated Life	Legacy Equivalent	Housing Color	Additional Features
KT-ALED140PS-M1-5-SF-840-VDIM-P	140W 100W 70W	19,300 lm 14,300 lm 10,350 lm	138–148 lm/W	0–10V	4000K	>80	V	120–277V	50,000 hrs	175–400W	Bronze	Premium package featuring: • 140W, 100W, 70W Power Select fixture body • Slip fitter mount kit • 7-pin twist-lock photocell (with receptacle and shorting cap) and full-color box • 6kV built in + 10 kV external surge protection • 12V AUX tap
KT-ALED140PS-M1-5-SF-850-VDIM-P		19,600 lm 14,500 lm 10,500 lm	140–150 lm/W		5000K							



KT-ALED140PS-M1-5-SF-8XX-VDIM-P

SLIP FITTER MOUNT LED AREA LIGHT PREMIUM PACKAGE

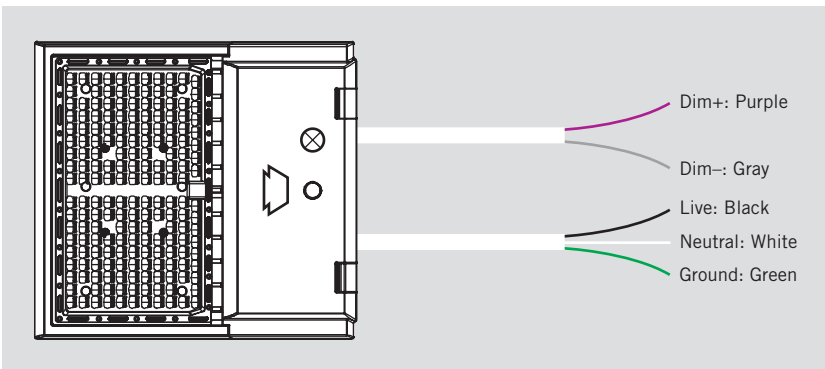
PHYSICAL SPECIFICATIONS



PACKAGING

Carton Quantity	1 piece
Carton Dimensions	6.1"H x 17"W x 24"L
Carton Weight	18 lbs

WIRING DIAGRAM



- This fixture comes pre-wired with a 7-pin twist-lock receptacle with shorting cap. Make input connections as needed and ensure connections are protected from exposure to the elements.
- Input voltage rating: 120-277V
- Ensure that input voltage on site matches the fixture you intend to install.



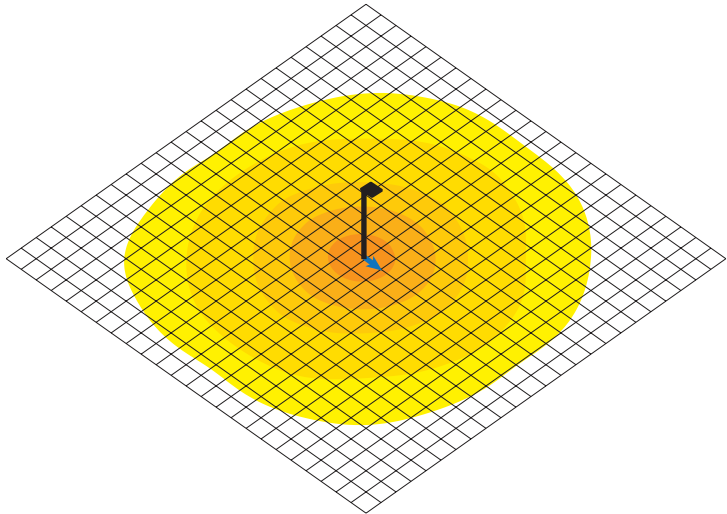
KT-ALED140PS-M1-5-SF-8XX-VDIM-P

SLIP FITTER MOUNT LED AREA LIGHT PREMIUM PACKAGE

LIGHT DISTRIBUTION PATTERN (TYPE 5 [V])

POLE-MOUNT

View from above; Area light mounted at 30°

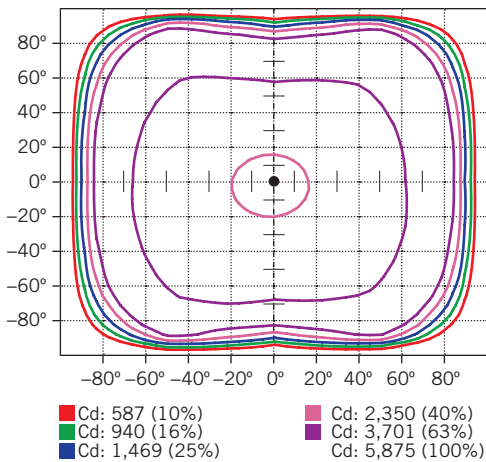


- Photometric layout for general reference only
- Grid dimension: 10 x 10 sq ft

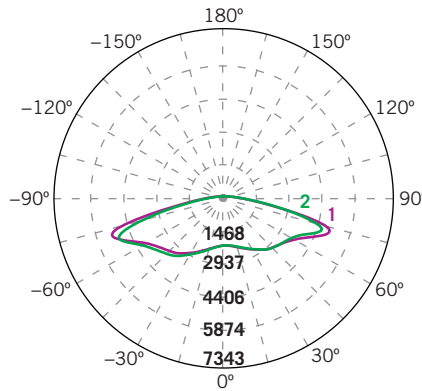
- 0.1 fc
- 0.2 fc
- 0.5 fc
- 1.0 fc
- 2.0 fc

PHOTOMETRIC SPECIFICATIONS (TYPE 5 [V])

ISOCANDELA PLOT



LUMINOUS INTENSITY DISTRIBUTION



Average diffuse angle (50%): 155.3°

- 1 Violet C0-C180
 - 2 Green C90-C270
- Unit: cd

FLUX DISTRIBUTION

Zone	Lumens	% Luminaire
Forward Light	9,677 lm	49.2%
0°-30°	1,019 lm	5.2%
30°-60°	3,607 lm	18.3%
60°-80°	4,252 lm	21.6%
80°-90°	800 lm	4.1%
Back Light	10,003 lm	50.8%
0°-30°	1,067 lm	5.4%
30°-60°	3,900 lm	19.8%
60°-80°	4,476 lm	22.7%
80°-90°	560 lm	2.8%
Up Light	0 lm	0.0%
90°-100°	0 lm	0.0%
100°-180°	0 lm	0.0%

BUG* Rating	
Asymmetrical Luminaire Types	
Type I, II, III, IV	B4 U0 G5
Quadrilateral Symmetrical Luminaire Types	
Type II	B4 U0 G5

* Backlight, Uplight, Glare















KT-ALED140PS-M1-5-SF-8XX-VDIM-P

SLIP FITTER MOUNT LED AREA LIGHT PREMIUM PACKAGE

EPA SPECIFICATIONS

Medium-Size Fixture Housing

Conditions: Horizontal winds only for calculations. Worst case total projected area used for calculations. All drag coefficients are set as worst case 1.2. For details on exact EPA calculations and assumptions, please contact productsupport@keystonetech.com

EPA Calcs (1.2*ft^2 View)		Single Fixture	2 Fixtures at 90°	2 Fixtures at 180°	3 Fixtures at 90°	3 Fixtures at 120°	4 Fixtures at 90°	2 Fixtures Side-by-Side	3 Fixtures Side-by-Side	4 Fixtures Side-by-Side
Mounting Application	Fixture Position									
Slip Fitter Mount 	Horizontal	0.48 sq. ft.	0.87 sq. ft.	0.97 sq. ft.	1.30 sq. ft.	1.37 sq. ft.	1.30 sq. ft.	0.86 sq. ft.	1.30 sq. ft.	1.73 sq. ft.
Slip Fitter Mount 	45°	1.34 sq. ft.	1.80 sq. ft.	1.34 sq. ft.	2.28 sq. ft.	3.06 sq. ft.	2.28 sq. ft.	2.67 sq. ft.	4.01 sq. ft.	5.35 sq. ft.
Slip Fitter Mount 	Vertical	1.76 sq. ft.	2.25 sq. ft.	1.76 sq. ft.	2.73 sq. ft.	2.94 sq. ft.	2.73 sq. ft.	3.53 sq. ft.	5.29 sq. ft.	7.06 sq. ft.




KT-ALED140PS-M1-5-SF-8XX-VDIM-P

SLIP FITTER MOUNT LED AREA LIGHT PREMIUM PACKAGE

ACCESSORIES (SOLD SEPARATELY)

GLARE SHIELD

Catalog Number	Description	UPC	Easy Code
KT-ALED-GS-M1-KIT	Reversible Glare Shield Kit; Medium (fits "M1" fixture bodies); Bronze Housing	843654131801	DHT-23



MICROWAVE OCCUPANCY SENSOR

Catalog Number	Description	UPC	Easy Code
KTS-MW3-12V-PKO	12V Microwave Occupancy Sensor	843654130637	TRM-32



REMOTE CONTROL

Catalog Number	Description	UPC	Easy Code
KTS-MW3-REMOTECONTROL	Remote Control for KTS-MW3-12V-XX Sensors, Sets/adjusts all sensor performance parameters	843654132020	XSR-61





KT-ALED140PS-M1-5-SF-8XX-VDIM-P

SLIP FITTER MOUNT LED AREA LIGHT PREMIUM PACKAGE

ORDERING INFORMATION

ORDER CODE	PACK QTY.	UPC	Easy Code
KT-ALED140PS-M1-5-SF-840-VDIM-P	1	843654132013	ARK-49
KT-ALED140PS-M1-5-SF-850-VDIM-P	1	843654131313	YDZ-23

CATALOG NUMBER BREAKDOWN

KT-ALED140PS-M1-5-SF-8XX-VDIM-P

1
2
3
4
5
6
7
8
9
10
11
12
13
14

- 1** Keystone Technologies
- 2** Fixture Type
- 3** LED Technology
- 4** Wattage
- 5** Special Indicator
- 6** Size/Shape
- 7** Style/Design Designation
- 8** Distribution Type
- 9** Mounting
- 10** CRI
- 11** Color Temp
- 12** Dimming
- 13** Premium Package
- 14** Housing Color

<p>2 Fixture Type</p> <table border="1" style="width: 100%;"> <tr> <td style="width: 30px; text-align: center;">A</td> <td>Area Light</td> </tr> </table>	A	Area Light	<p>5 Special Indicator</p> <table border="1" style="width: 100%;"> <tr> <td style="width: 30px; text-align: center;">PS</td> <td>Power Select Technology (120-277V)</td> </tr> </table>	PS	Power Select Technology (120-277V)	<p>6 Size/Shape</p> <table border="1" style="width: 100%;"> <tr> <td style="width: 30px; text-align: center;">M</td> <td>Medium Housing</td> </tr> </table>	M	Medium Housing						
A	Area Light													
PS	Power Select Technology (120-277V)													
M	Medium Housing													
<p>7 Style/Design Designation</p> <table border="1" style="width: 100%;"> <tr> <td style="width: 30px; text-align: center;">1</td> <td>Series 1</td> </tr> </table>	1	Series 1	<p>8 Distribution Type</p> <table border="1" style="width: 100%;"> <tr> <td style="width: 30px; text-align: center;">2</td> <td>Type 2 (II)</td> </tr> <tr> <td style="width: 30px; text-align: center;">3</td> <td>Type 3 (III)</td> </tr> <tr> <td style="width: 30px; text-align: center;">4</td> <td>Type 4 (IV)</td> </tr> <tr> <td style="width: 30px; text-align: center;">5</td> <td>Type 5 (V)</td> </tr> </table>	2	Type 2 (II)	3	Type 3 (III)	4	Type 4 (IV)	5	Type 5 (V)	<p>9 Mounting</p> <table border="1" style="width: 100%;"> <tr> <td style="width: 30px; text-align: center;">SF</td> <td>Slip Fitter Mounting</td> </tr> </table>	SF	Slip Fitter Mounting
1	Series 1													
2	Type 2 (II)													
3	Type 3 (III)													
4	Type 4 (IV)													
5	Type 5 (V)													
SF	Slip Fitter Mounting													
<p>10 CRI</p> <table border="1" style="width: 100%;"> <tr> <td style="width: 30px; text-align: center;">8</td> <td>>80</td> </tr> </table>	8	>80	<p>11 Color Temp</p> <table border="1" style="width: 100%;"> <tr> <td style="width: 30px; text-align: center;">40</td> <td>4000K</td> </tr> <tr> <td style="width: 30px; text-align: center;">50</td> <td>5000K</td> </tr> </table>	40	4000K	50	5000K	<p>12 Dimming</p> <table border="1" style="width: 100%;"> <tr> <td style="width: 30px; text-align: center;">VDIM</td> <td>0-10V</td> </tr> </table>	VDIM	0-10V				
8	>80													
40	4000K													
50	5000K													
VDIM	0-10V													
<p>13 Premium Package</p> <table border="1" style="width: 100%;"> <tr> <td style="width: 30px; text-align: center;">PM</td> <td>Full Color Box, Photocell Included, Mount Included</td> </tr> </table>	PM	Full Color Box, Photocell Included, Mount Included	<p>14 Housing Color</p> <table border="1" style="width: 100%;"> <tr> <td style="width: 30px; text-align: center;">Blank</td> <td>Bronze</td> </tr> <tr> <td style="width: 30px; text-align: center;">B</td> <td>Black</td> </tr> <tr> <td style="width: 30px; text-align: center;">W</td> <td>White</td> </tr> </table>		Blank	Bronze	B	Black	W	White				
PM	Full Color Box, Photocell Included, Mount Included													
Blank	Bronze													
B	Black													
W	White													