



KT-LED13.5T8-48GC-8XX-S /G3


T8 LED LAMP

DESCRIPTION

13.5W T8 LED | 3000–5000K | >80 CRI | High-Efficiency | Ballast Compatible



LAMP TYPE: Linear
BULB TYPE: T8 LED
BASE TYPE: G13 (Medium Bi-Pin)
WATTAGE: 13.5W
COLOR TEMPERATURE: 3000–5000K
COLOR RENDERING INDEX (CRI): >80
WARRANTY: 5 Years



PRODUCT FEATURES

- Compatible with most instant- and program-start electronic T8 ballasts. Contact Keystone for Ballast Compatibility List
- Dimmable via dimmable ballasts
- Not compatible with fluorescent emergency ballasts; Keystone K1 kits are recommended for emergency applications
- Direct replacement for the following fluorescent lamps: F32T8/32W, F32T8/30W, F32T8/28W, F32T8/25W
- Instant startup
- Frosted lens eliminates pixelation
- Improved lamp durability with shatterproof coated glass, designed to pass drop tests of 6' on hard surface

- Environmentally friendly: No mercury used
- Operating temperature: -20°C/-4°F to 45°C/113°F
- 130+ lumens per watt (bare lamp efficacy)
- 50,000+ hour lifetime
- Suitable for dry and damp locations
- UL Listed; Listed on DLC Qualified Product List
- NSF Listed: NSF/ANSI Standard 2—Food equipment, splash zone (not for direct food zone without additional fixture considerations)

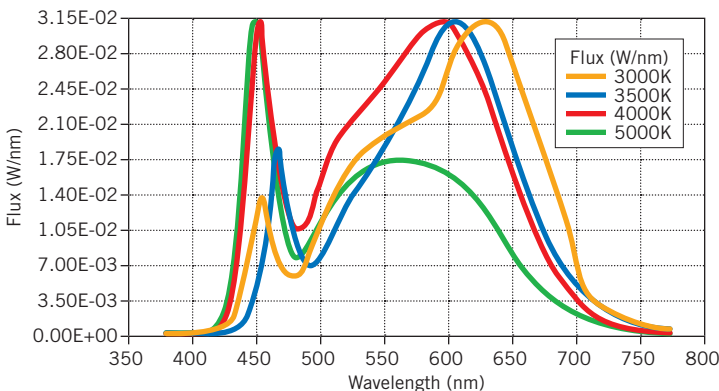
ELECTRICAL AND PERFORMANCE SPECIFICATIONS

Catalog Number	Nom. Length	Input Voltage	Bare Lamp Wattage	Color Temp.	Nom. Lamp Lumens	System Wattage*		Initial Lumens*		Efficacy		CRI	Beam Angle	Power Factor	Max. THD
						0.78BF	0.88BF	0.78BF	0.88BF	System	Nom. Bare Lamp				
KT-LED13.5T8-48GC-830-S /G3	48"	Ballast dependent	14W	3000K	2100	14W	16W	1820	2100	130 lm/W	150 lm/W	>80	180°	>0.9	20%
KT-LED13.5T8-48GC-835-S /G3				3500K	2100	14W	16W	1820	2100	130 lm/W	150 lm/W				
KT-LED13.5T8-48GC-840-S /G3				4000K	2200	14W	16W	1920	2200	135 lm/W	157 lm/W				
KT-LED13.5T8-48GC-850-S /G3				5000K	2200	14W	16W	1920	2200	135 lm/W	157 lm/W				

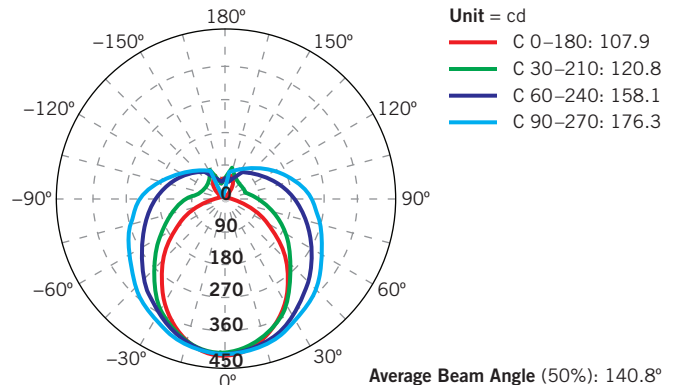
* Nominal values. Actual values may vary depending on electronic ballast used.

PHOTOMETRIC CHARACTERISTICS

SPECTRAL DISTRIBUTION



POLAR CANDELA DISTRIBUTION





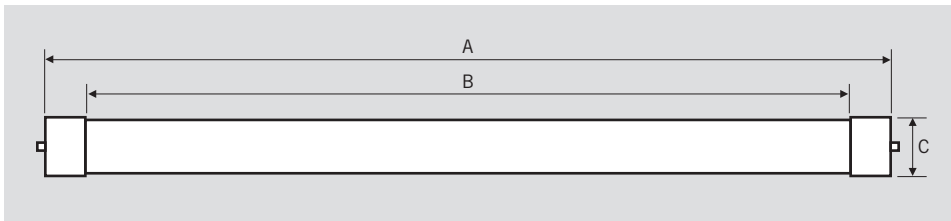
KT-LED13.5T8-48GC-8XX-S /G3

T8 LED LAMP

WIRING

Plug and Play: Simply replace the existing fluorescent lamp with Keystone Smart Drive LED lamp. No changes to the existing fluorescent ballast wiring needed. For ballast compatibility questions, please contact Keystone.

PHYSICAL CHARACTERISTICS



LAMP DIMENSIONS

A (Body Length)	47.15"
B (Illuminated Length)	44.70"
C (Diameter)	1.00"

NOMINAL LENGTH: 48"

BASE TYPE: G13 (Medium Bi-Pin)

ORDERING INFORMATION

ORDER CODE	CARTON QUANTITY	UPC	EASY CODE
KT-LED13.5T8-48GC-830-S /G3	25	843654136363	QXT-98
KT-LED13.5T8-48GC-835-S /G3	25	843654136370	GDC-13
KT-LED13.5T8-48GC-840-S /G3	25	843654136387	QGA-23
KT-LED13.5T8-48GC-850-S /G3	25	843654136394	UFX-47

CATALOG NUMBER BREAKDOWN

KT-LED13.5T8-48GC-8XX-S /G3

1 2 3 4 5 6 7 8 9 10

- 1 Keystone Technologies
- 2 LED Lamp
- 3 Wattage
- 4 Lamp Type
- 5 Nominal Length (Inches)
- 6 Coated Glass
- 7 >80 CRI
- 8 Color Temperature
- 9 Smart Drive Series
- 10 3rd Generation