



KT-WPLED75PS-M3-8CSB-VDIM-W

ADJUSTABLE WALL PACK

DESCRIPTION

0° - 90° Adjustable LED Wall Pack | Power Select | Color Select | 120-277V | White Housing

APPLICATION

Commercial wall mount applications for outdoor illumination (alleys, pathways, landscape lighting)



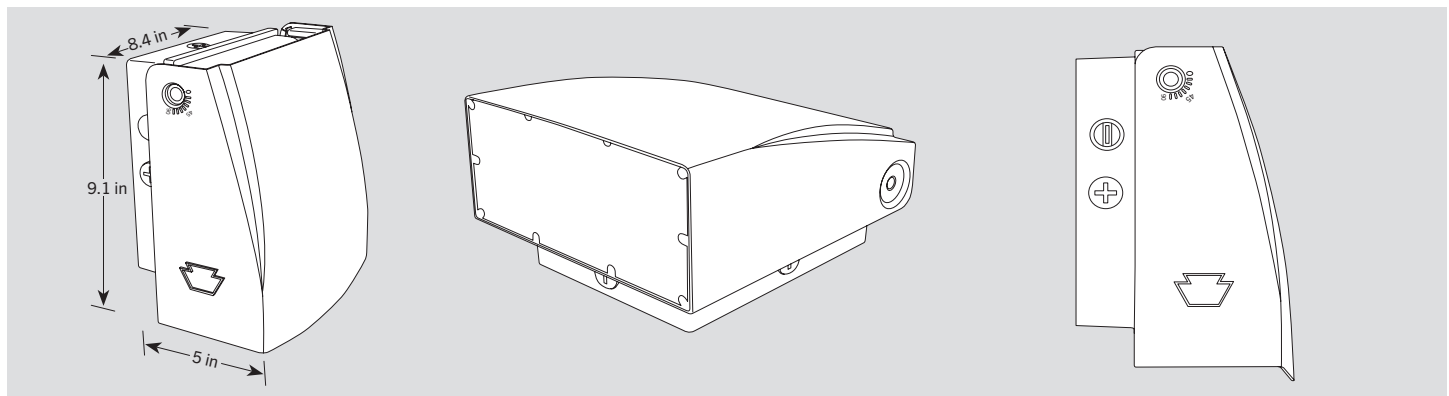
PRODUCT FEATURES

- Keystone Power Select technology (75/60/45W)
- Keystone Color Select technology (3000/4000/5000K)
- 0° - 90° field adjustable light positioning to illuminate areas missed by traditional forward throw wall packs
- Heavy duty, die cast aluminum housing with enhanced performance and reliability
- Built in dusk to dawn photocell behind translucent 3/4" threaded plug with antiyellowing agent
- Keystone 0-10V dimming driver
- Ambient operating temperature: -40°C/-40°F - 50°C/122°F
- UL certified, DLC listed, IP65 rated
- THD: < 20%
- LED chip lifetime: L70 > 100,000 hrs @ 25°C/77°F ambient fixture temperature
- Meets FCC Part 15, Part B, Class A standards for conducted and radiated emissions

PRODUCT SPECIFICATIONS

Catalog Number	Wattage	CCT	Lumens	Efficacy	Dimming	CRI	Input Voltage	Mounting	Photocell	Housing Color	Rated Life	Legacy Equivalent
KT-WPLED75PS-M3-8CSB-VDIM-W	75W	3000K	9375	125 lm/W	0-10V	>80	120-277V	Wall Mount	Included	White	50,000 hrs	320W MH
		4000K	10875	145 lm/W								
		5000K	10125	135 lm/W								
	60W	3000K	8100	135 lm/W								
		4000K	9000	150 lm/W								
		5000K	8700	145 lm/W								
	45W	3000K	6319	140 lm/W								
		4000K	6975	155 lm/W								
		5000K	6750	150 lm/W								

PHYSICAL SPECIFICATIONS



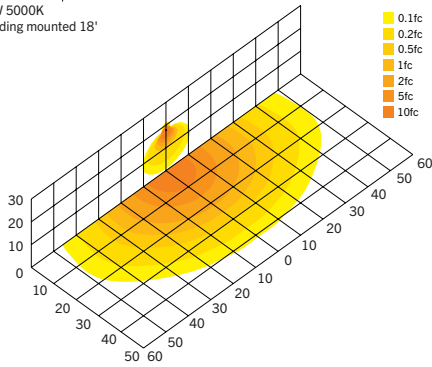


KT-WPLED75PS-M3-8CSB-VDIM-W

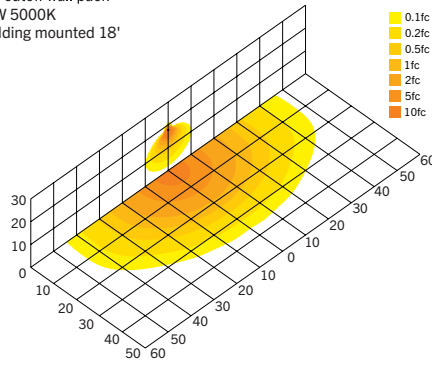
ADJUSTABLE WALL PACK

PHOTOMETRICS

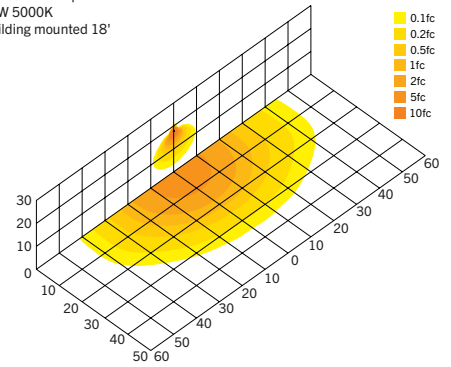
Full cutoff wall pack
75W 5000K
Building mounted 18'



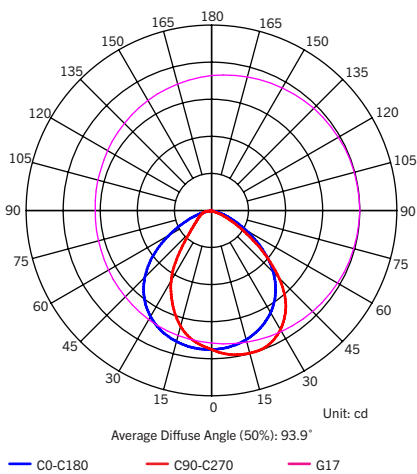
Full cutoff wall pack
65W 5000K
Building mounted 18'



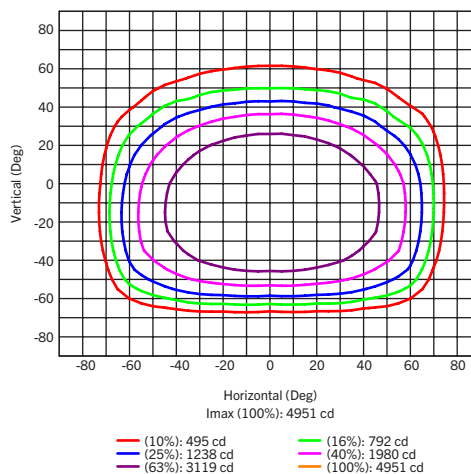
Full cutoff wall pack
45W 5000K
Building mounted 18'



Luminous Intensity Distribution Curve



Isocandela (Rectangle)



ZONE	LUMENS	% LAMP LUMENS
FORWARD LIGHT	6299	59.9
FL (0° - 30°)	1967	18.7
FM (30° - 60°)	3602	34.3
FH (60° - 80°)	715	6.8
FVH (80° - 90°)	15	0.1
BACK LIGHT	4116	39.2
BL (0° - 30°)	1642	15.6
BM (30° - 60°)	1980	18.8
BH (60° - 80°)	429	4.1
BVH (80° - 90°)	64	0.6
UP LIGHT	94	0.9
UL (90° - 100°)	11	0.1
UH (100° - 180°)	83	0.8

TRAPPED LIGHT	NA	NA
----------------------	-----------	-----------

BUG (Backlight, Uplight, Glare) Rating Base On TM-15-07	
Asymmetrical Luminaire Types (Type I, II, III, IV)	B3 U2 G1
Quadrilateral Symmetrical Luminaire Types (Type V, Area Light)	B3 U2 G1

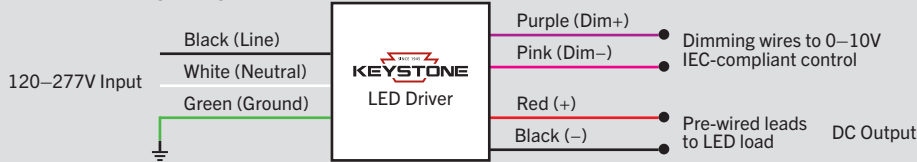


KT-WPLED75PS-M3-8CSB-VDIM-W

ADJUSTABLE WALL PACK

GENERAL SETUP INSTRUCTIONS

GENERAL WIRING DIAGRAM



Caution: Before installing, make certain that AC power to the fixture is off.

Caution: The electrical rating of this product is 120–277V. Installer must confirm that there is 120–277V at the fixture before installation.

*Note: *In accordance with NEC-20 410.69 2022, all 0-10V negative wires have been updated from gray to pink. Please contact Keystone for details*

ANGLE ADJUSTMENT INSTRUCTIONS

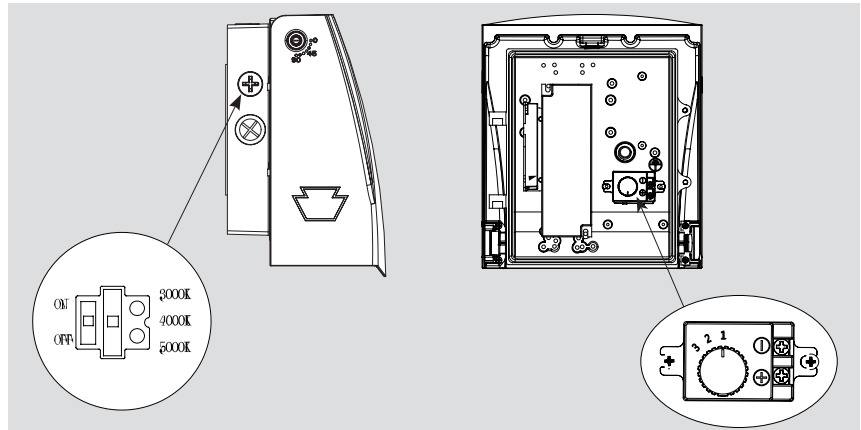
1. Loosen the screw on the side of the housing using an Allen wrench.
2. Adjust housing to desired setting, 0° - 90° in 15° intervals.
3. Tighten the screw on the side of the housing using the Allen wrench in Step 1.

PHOTOCELL AND CCT ADJUSTMENT

This fixture is equipped with a dusk to dawn photocell behind the translucent knockout (KO). Enable or disable the photocell by removing the cap and adjusting the dip switch to your desired setting. Fixture comes preset with photocell enabled. This fixture is also equipped with Keystone Color Select technology. The CCT dip switch is located in the same KO as the photocell. Remove the cap and adjust to your desired setting. This fixture comes preset to 5000K.

WATTAGE ADJUSTMENT

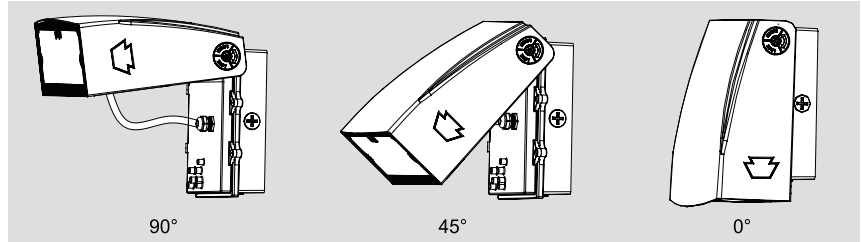
This fixture is equipped with Keystone Power Select technology. The adjustable knob is located in the driver compartment. See instructions below on how to access. Fixture comes preset to either 75W or 35W, depending on model ordered.



Photocell and CCT Adjustment

Wattage Adjustment

Note: Settings in drawing used for reference. Different models will show different settings.



ORDERING INFORMATION

Catalog Number	Easy Code	UPC
KT-WPLED75PS-M3-8CSB-VDIM-W	NGW-82	843654141879

CATALOG NUMBER BREAKDOWN

KT-WPLED75PS-M3-8CSB-VDIM-W

1	2	3	4	5	6	7	8	9	10	11	12
1 Keystone Technologies	2 Wall Pack	3 LED	4 Max Wattage	5 Power Select	6 Size	7 Style	8 CRI	9 Color Select	10 Color Select Designation	11 0-10V Dimming	12 White Housing
						6 Size	8 CRI				
						M	Medium	8	>80		
						7 Style	10 Color Select Designation				
						3	Adjustable Full Cutoff	B	3000/4000/5000K		