



KT-LED27HID-EX39-830-D /G2

HID REPLACEMENT LED LAMP

DESCRIPTION

27W HID Replacement LED Lamp | 3000K | >80 CRI | IP64 Rated



LAMP TYPE: HID Replacement LED
BASE TYPE: EX39 (Mogul)
WATTAGE: 27W
COLOR TEMPERATURE: 3000K
METAL HALIDE EQUIVALENT: 100W
COLOR RENDERING INDEX (CRI): >80
WARRANTY: 5 Years



PRODUCT FEATURES

- Replacement for Conventional Metal Halide Lamp
- Non-Dimmable; Do Not Dim
- 50,000+ Hour Lifetime
- Environmentally Friendly: No Mercury Used
- Instant Startup
- UL Listed
- Operating Temperature: -29°C/-20°F to 60°C/140°F
- Integral Driver, Eliminates the Need for External Driver or Ballast; Includes 4kV Surge Protection
- IP64 Rated; Integrated Heat Sink Quickly Dissipates Heat and Guides Water Intrusion Out of the Lamp
- Suitable for use in fully enclosed fixture. Minimum lamp compartment dimensions: 6in x 6in x 7.3in

OPERATING SPECIFICATIONS

ELECTRICAL CHARACTERISTICS

Input Voltage	Power Consumption	Power Factor	Input Current
120-277Vac	27W	>0.9	0.23A @ 120V 0.10A @ 277V

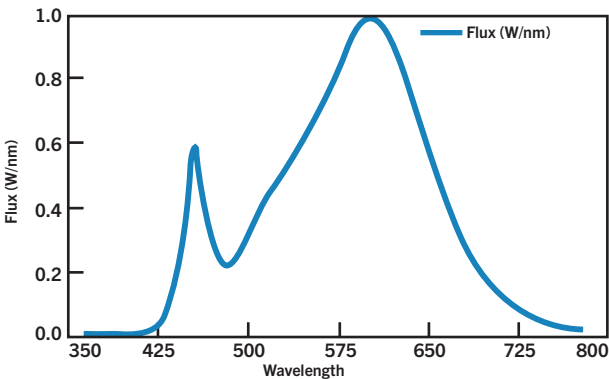
PHOTOMETRIC CHARACTERISTICS

Color Temperature (CCT)	3000K
Luminous Flux	3645 lm
Color Rendering Index (CRI)	>80
Efficacy	135 lm/W
Visible Light Area	360°

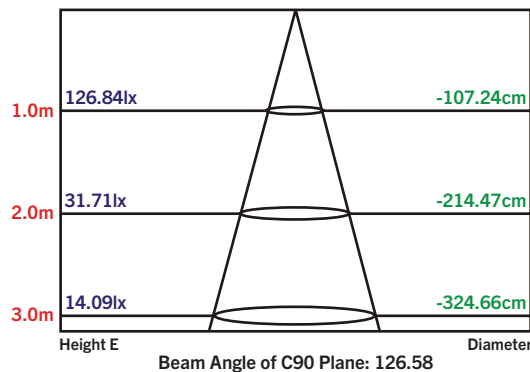
RATED LIFE

L70 (Hours)	50,000
-------------	--------

SPECTRAL DISTRIBUTION



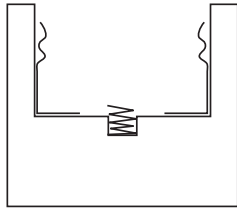
LUX DISTANCE CURVE



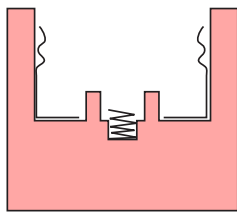


KT-LED27HID-EX39-830-D /G2

HID REPLACEMENT LED LAMP



E39 MOGUL SOCKET



EX39 MOGUL SOCKET

EX39-based lamps will work in both E39 and EX39 sockets.

WIRING DIAGRAM

STEP 1

Disconnect power. Disconnect and remove existing ballast, capacitor, and/or ignitor (where applicable) from fixture.

STEP 2

Rewire for line voltage to the lamp socket. Lamp is compatible with 120-277V from single phase, three phase wye, and three phase delta systems.

STEP 3

Install new LED replacement lamp. Ensure lamp is

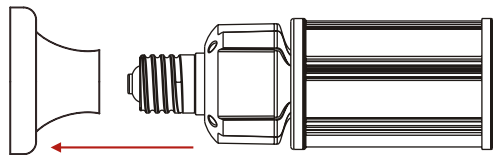


FIGURE 1

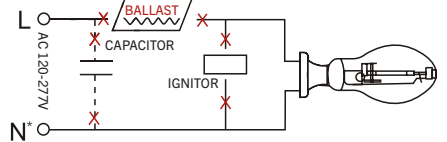


FIGURE 2


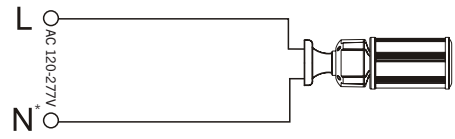
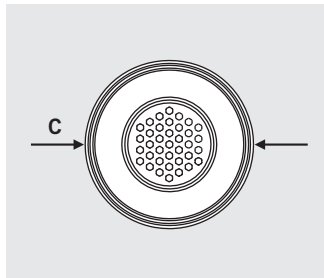
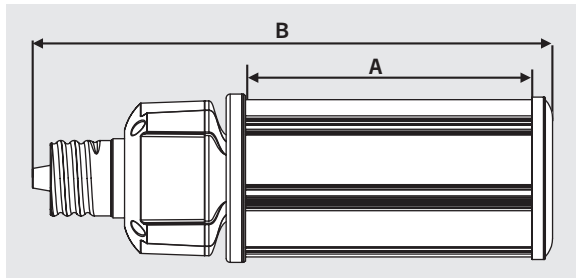


FIGURE 3



*or other line for certain three phase systems such as 120/208 three phase wye systems

PHYSICAL CHARACTERISTICS



LAMP DIMENSIONS

A (Illuminated Length)	3.42"
B (Body Length)	7.37"
C (Diameter)	2.36"

BASE TYPE: EX39 (Mogul)

ORDERING INFORMATION

ORDER CODE	PACKAGING STYLE	PACK QTY.	ITEM STATUS
KT-LED27HID-EX39-830-D /G2-DP	Distributor Pack (Individual Cartons)	16	Quick Ship

CATALOG NUMBER BREAKDOWN

KT-LED27HID-EX39-830-D /G2-DP

