



# KT-LED63HID-EX39-850-D /G3

## HID REPLACEMENT LED LAMP

### DESCRIPTION

63W HID Replacement LED Lamp | 5000K | >80 CRI | IP64 Rated



<b>LAMP TYPE:</b> HID Replacement LED
<b>BASE TYPE:</b> EX39 (Mogul)
<b>WATTAGE:</b> 63W
<b>COLOR TEMPERATURE:</b> 5000K
<b>METAL HALIDE EQUIVALENT:</b> 250W
<b>COLOR RENDERING INDEX (CRI):</b> > 80
<b>WARRANTY:</b> 5 Years



### PRODUCT FEATURES

- Replacement for conventional metal halide lamp
- 50,000+ hour lifetime
- Environmentally friendly: No mercury used
- Instant startup
- UL listed
- DLC listed
- Operating temperature: -29°C/-20°F to 60°C/140°F
- Integral driver, eliminates the need for external driver or ballast; includes 4kV surge protection
- IP64 rated; integrated heat sink quickly dissipates heat and guides water intrusion out of the lamp
- Suitable for use in fully enclosed fixture
- Do not use with standard dimmers. Not compatible with phase dimmers. Dimming functions with sensors only

### OPERATING SPECIFICATIONS

#### ELECTRICAL CHARACTERISTICS

Input Voltage	Power Consumption	Power Factor	Input Current
120-277Vac	63W	>0.9	0.53A @ 120V 0.23A @ 277V

#### PHOTOMETRIC CHARACTERISTICS

Color Temperature (CCT)	5000K
Luminous Flux*	9450 lm
Color Rendering Index (CRI)	>80
Efficacy	150 lm/W
Visible Light Area	360°

\* Based off of total lamp lumens

#### SMART PORT

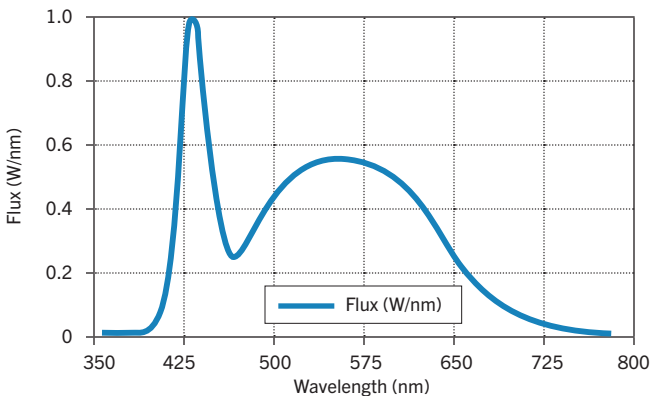


On the top of the lamp is a low-voltage AUX port for lamp level sensor controls which are coming soon, Q2+ 2019.

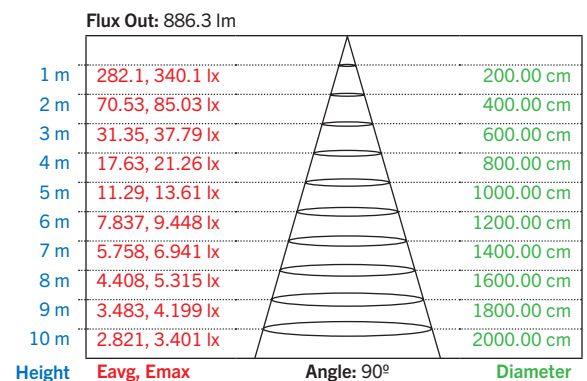
#### RATED LIFE

L70 (Hours)	50,000
-------------	--------

#### SPECTRAL DISTRIBUTION



#### LUX DISTANCE CURVE





# KT-LED63HID-EX39-850-D / G3


## HID REPLACEMENT LED LAMP

### SMART PORT LED



On the top of the lamp is a low-voltage AUX port for lamp level sensor controls.

### SMART PORT LED AUX SENSORS

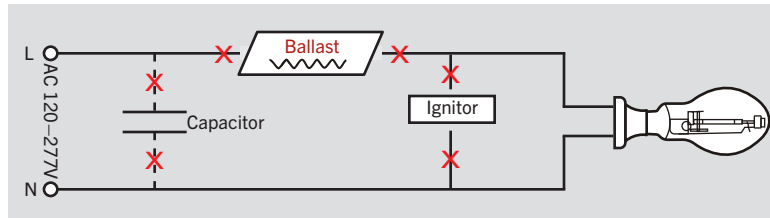


\* For use with continuous dimming applications.

### WIRING INSTRUCTIONS


#### STEP 1

**Disconnect power.** Disconnect and remove existing ballast, capacitor, and/or ignitor (where applicable) from fixture.




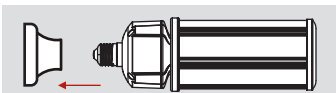
#### STEP 2

Rewire for line voltage to the lamp socket.

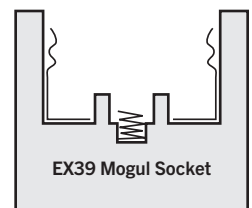
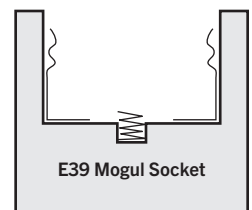


#### STEP 3

Install new LED replacement lamp. Ensure lamp is operating properly when power is turned on.



**EX39-based lamps** will work in *both* **E39** and **EX39** sockets.

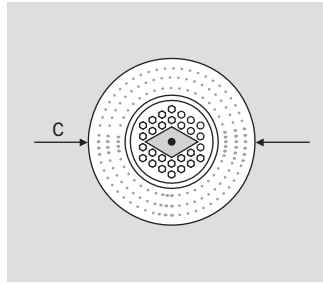
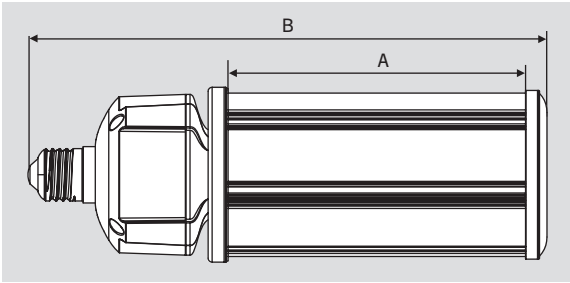




# KT-LED63HID-EX39-850-D /G3

## HID REPLACEMENT LED LAMP

### PHYSICAL CHARACTERISTICS



### LAMP DIMENSIONS

A (Illuminated Length)	5.66"
B (Body Length)	10.40"
C (Diameter)	3.34"

**BASE TYPE:** EX39 (Mogul)

### ORDERING INFORMATION

ORDER CODE	PACK QTY.	EASY CODE	UPC
KT-LED63HID-EX39-850-D /G3	16	PPJ-92	843654123172

### CATALOG NUMBER BREAKDOWN

# KT-LED63HID-EX39-850-D /G3

1 2 3 4 5 6 7 8 9

- 1 Keystone Technologies
- 2 LED Lamp
- 3 Wattage
- 4 Lamp Type
- 5 Base Type
- 6 800 Series
- 7 Color Temperature
- 8 Direct-Drive Series
- 9 Generation