

KT-CBLED24PS-22B-8CSA-VDIM

LED CENTER BASKET FIXTURE

DESCRIPTION

2' x 2' LED Center Basket Fixture | 120 – 277V Input |
Frosted Lens | 0 – 10V Dimming

APPLICATION

Used for commercial recessed ceiling applications



PRODUCT FEATURES

- Features Keystone Color Select technology. Adjust CCT between 3500/4000/5000K
- Features Keystone Power Select technology. Adjust power between 24W, 18W, and 15W
- Powered by Keystone 0 – 10V dimming LED drivers with 12V Aux
- Architectural grade center basket volumetric design
- Ambient operating temperature: -20°C/-4°F to 50°C/122°F
- Compatible with Keystone SmartSafe emergency backups
- Available with Keystone’s Smart Loop Bluetooth™ mesh wireless system, with features such as high-end trim, grouping, occupancy/vacancy sensing, and scheduling.
- Low optical flicker
- THD: < 20%
- Power factor > 0.95
- IC Rated

POWER AND COLOR TEMPERATURE SELECTABILITY


- Keystone Color Select Technology: Adjustable CCT (3500/4000/5000K)
- Keystone Power Select Technology: Adjustable Wattage (24/18/15W)

PRODUCT SPECIFICATIONS

Catalog Number	Input Voltage	Wattage	CCT	Lumen Output	Efficacy	CRI	Power Factor	Lifetime
KT-CBLED24PS-22B-8CSA-VDIM	120–277V	24W	3500K	3,072	128 lm/W	> 80	> 0.90	50,000 hrs
			4000K	3,096	129 lm/W			
			5000K	3,120	130 lm/W			
		18W	3500K	2,412	134 lm/W			
			4000K	2,430	135 lm/W			
			5000K	2,448	136 lm/W			
		15W	3500K	2,055	137 lm/W			
			4000K	2,070	138 lm/W			
			5000K	2,085	139 lm/W			

ONE CATALOG NUMBER WITH 9 DIFFERENT OPTIONS

* Preset to highest lumen output (24W / 5000K)
* Color Uniformity: CCT (Correlated Color Temperature) range as per guidelines outlined in ANSI C78.377-2017

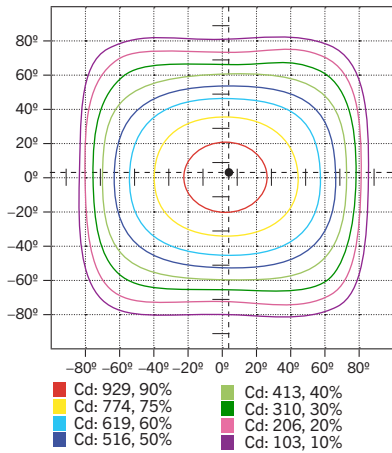


KT-CBLEDD24PS-22B-8CSA-VDIM

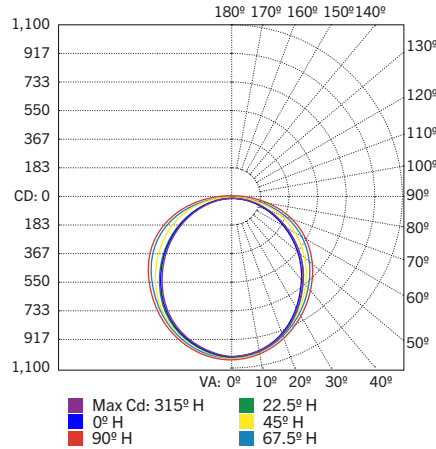
LED CENTER BASKET FIXTURE

PHOTOMETRIC SPECIFICATIONS

ISOCANDELA PLOT



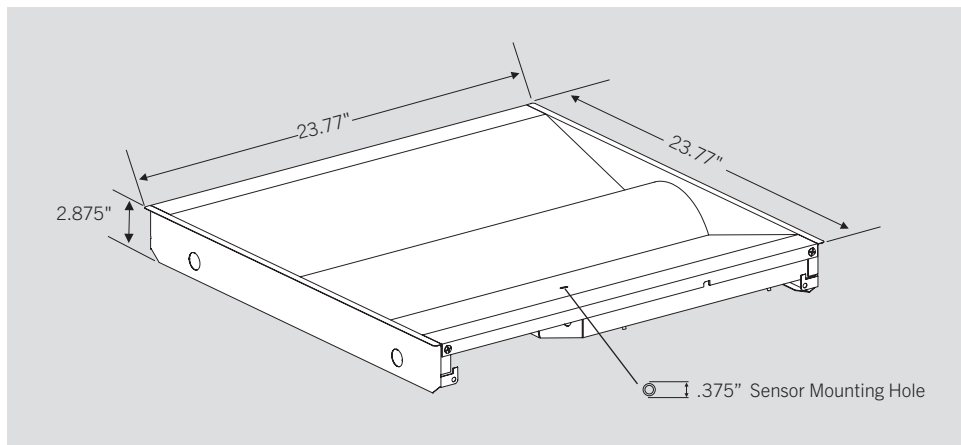
POLAR CANDELA DISTRIBUTION



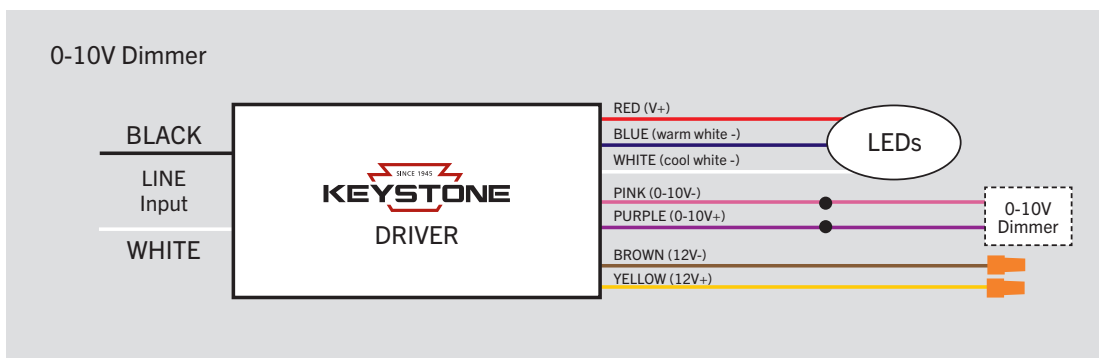
ZONAL LUMEN SUMMARY


Zone	Lumens	% Luminaire
0-60	2327.3	75%
60-90	768.5	24.80%
0-90	3104.8	100%

PHYSICAL SPECIFICATIONS



WIRING DIAGRAMS

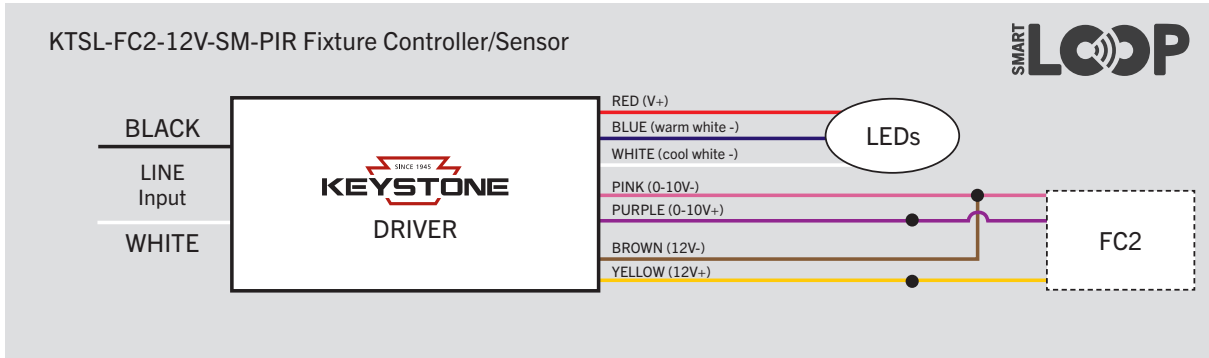




KT-CBLEDD24PS-22B-8CSA-VDIM

LED CENTER BASKET FIXTURE

WIRING DIAGRAMS (CONTINUED)



ACCESSORIES

SENSORS

Factory-Installable OR Field-Installable (field-installable purchased separately)

✓	SUFFIX*	CATALOG NUMBER	DESCRIPTION	UPC	EASY CODE
	/FC2	KTSL-FC2-12V-SM-PIR	Bluetooth mesh wireless low voltage individual fixture controller for SmartLoop system with integrated daylight and PIR motion sensors.	843654135236	TCM-01


Keystone SmartLoop is a DLC qualified network lighting control solution, offering advanced functions such as complete wireless control, zoning, high-end trim, occupancy/vacancy sensing, scene setting, and scheduling. To learn more about smartloop, please visit <http://www.keystonetech.com/smartloop>



* FOR FACTORY INSTALLATION OF ACCESSORY, ADD SUFFIX TO FIXTURE PART NUMBER (SEE ORDERING EXAMPLES AND INSTRUCTIONS ON LAST PAGE OF SPEC SHEET).

Field-Installable / Field-Use ONLY (purchased separately)

CATALOG NUMBER	DESCRIPTION	UPC	EASY CODE
KTSL-WS1-B-SG /G2	Bluetooth mesh wireless battery powered wall switch for SmartLoop system	843654141695	FYH-31
KTSL-TK1-USB	Bluetooth mesh wireless battery backup time keeper, for relaying time to system components after a power loss.	843654129280	OHS-86



(Accessories continued on next page)



KT-CBLED24PS-22B-8CSA-VDIM


LED CENTER BASKET FIXTURE

ACCESSORIES (continued)

CORD SETS

Factory-Installable OR Field-Installable (field-installable purchased separately)

✓	SUFFIX*	CATALOG NUMBER	DESCRIPTION	UPC	EASY CODE
	/515P6	KT-CS-515P-6-18/3	Cord set for high bay; 125V NEMA 5-15P; straight blade plug; 6' SJTOW cable; 18/3 wire	843654140124	UKH-26
	/L715P10	KT-CS-L715P-10-16/3	Cord set for high bays; 277V NEMA L7-15P; twist lock plug; 10' SJTOW cable; 16/3 wire	843654140131	SFV-88
	/L615P10	KT-CS-L615P-10-16/3	Cord set for high bays; 250V NEMA L6-15P; twist lock plug; 10' SJTOW cable; 16/3 wire	843654140148	ZQS-05
	/L515P10	KT-CS-L515P-10-16/3	Cord set for high bays; 250V NEMA L5-15P; twist lock plug; 10' SJTOW cable; 16/3 wire	843654140155	GVH-22
	/L715P6	KT-CS-L715P-6-16/3	Cord set for high bays; 277V NEMA L7-15P; twist lock plug; 6' SJTOW cable; 16/3 wire	843654140162	DVU-44
	/L615P6	KT-CS-L615P-6-16/3	Cord set for high bays; 250V NEMA L6-15P; twist lock plug; 6' SJTOW cable; 16/3 wire	843654140179	LCW-66
	/L515P6	KT-CS-L515P-6-16/3	Cord set for high bays; 250V NEMA L5-15P; twist lock plug; 6' SJTOW cable; 16/3 wire	843654140186	POC-82
	/NP10	KT-CS-NP-10-16/3	Cord for high bays; no plug; inners 1/2" strip on both ends; 10' SJTOW cable; 16/3 wire	843654140193	YOH-90
	/NP6	KT-CS-NP-6-16/3	Cord for high bays; no plug; inners 1/2" strip on both ends; 6' SJTOW cable; 16/3 wire	843654140216	HUB-73
	/NP15	KT-CS-NP-15-16/3	Cord for high bays; no plug; inners 1/2" strip on both ends; 15' SJTOW cable; 16/3 wire	843654140209	EYD-18

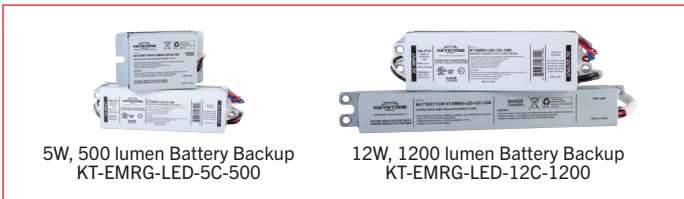


* FOR FACTORY INSTALLATION OF ACCESSORY, ADD SUFFIX TO FIXTURE PART NUMBER (SEE ORDERING EXAMPLES AND INSTRUCTIONS ON LAST PAGE OF SPEC SHEET).
 NOTE: FOR CORD SETS NOT LISTED HERE, PLEASE CONTACT YOUR KEYSTONE SALES REP.

EMERGENCY BACKUP


Factory-Installable OR Field-Installable (field-installable purchased separately)

✓	SUFFIX*	CATALOG NUMBER	DESCRIPTION	UPC	EASY CODE
	/EM5 [†]	KT-EMRG-LED-5C-500	5W, 500 lumen Smart Safe emergency backup, CEC T20 Compliant	843654103099	JTR-48
	/EM12 [†]	KT-EMRG-LED-12C-1200	12W, 1200 lumen Smart Safe emergency backup, CEC T20 Compliant	843654103112	OJQ-32



* FOR FACTORY INSTALLATION OF ACCESSORY, ADD SUFFIX TO FIXTURE PART NUMBER (SEE ORDERING EXAMPLES AND INSTRUCTIONS ON LAST PAGE OF SPEC SHEET).
[†] FACTORY INSTALLATION OF EMERGENCY BACKUP UNITS WILL AUTOMATICALLY INCLUDE ANY RELEVANT MOUNTING BRACKET.

(Accessories continued on next page)



KT-CBLED24PS-22B-8CSA-VDIM

LED CENTER BASKET FIXTURE

ACCESSORIES (continued)

MOUNTS AND BRACKETS

Field-Installable / Field-Use **ONLY** (purchased separately)

CATALOG NUMBER	DESCRIPTION	UPC	EASY CODE
KT-CBLED-SM-22-KIT	Surface Mount Kit for 2x2 LED Center Basket Troffers	843654127590	WVD-92
KT-CBLED-RMF-22-KIT	Recessed Mount Flange Kit for 2x2 Center Basket Fixtures	843654132969	IGR-64




STEP-DOWN TRANSFORMERS

Factory-Installable **OR** Field-Installable (field-installable purchased separately)

✓	SUFFIX*	CATALOG NUMBER	DESCRIPTION	UPC	EASY CODE
	/480 ^{†‡}	KTAT-250-480-277 /SF	Fully enclosed, single flex step-down transformer for LED high bay fixtures (250VA or lower)	843654102931	XIM-17



* FOR FACTORY INSTALLATION OF ACCESSORY, ADD SUFFIX TO FIXTURE PART NUMBER (SEE ORDERING EXAMPLES AND INSTRUCTIONS ON LAST PAGE OF SPEC SHEET).
 † FACTORY INSTALLATION OF STEP-DOWN TRANSFORMER UNITS WILL AUTOMATICALLY INCLUDE ANY RELEVANT MOUNTING BRACKET.
 ‡ STEP-DOWN TRANSFORMERS CANNOT BE ORDERED IN CONJUNCTION WITH STANDARD SJTOW CORD SET OPTIONS (CONTACT KEYSTONE SALES REP FOR AVAILABLE CUSTOM OPTIONS IF NEEDED).



KT-CBLED24PS-22B-8CSA-VDIM

LED CENTER BASKET FIXTURE

ORDERING INFORMATION

Catalog Number	Pack Quantity	Easy Code	UPC
KT-CBLED24PS-22B-8CSA-VDIM	TBD	CGO-95	843654134772

CATALOG NUMBER BREAKDOWN

KT-CBLED24PS-22B-8CSA-VDIM


1
2
3
4
5
6
7
8
9
10

- | | | | | |
|--|---|---|---|---------------------|
| <p>1 Keystone Technologies</p> <p>2 LED Center Basket Fixture</p> <p>3 Wattage</p> <p>4 Power Select</p> <p>5 2X2' Nominal Length</p> <p>6 Form Factor</p> <p>7 800 Series</p> <p>8 Color Select</p> | <p>9 Color Select Designation</p> <p>10 0–10V Dimming</p> | <p>9 Color Select Designation</p> <table border="1" style="width: 100%; border-collapse: collapse;"> <tr> <td style="width: 10%; text-align: center;">A</td> <td style="width: 90%;">3500K, 4000K, 5000K</td> </tr> </table> | A | 3500K, 4000K, 5000K |
| A | 3500K, 4000K, 5000K | | | |

ORDERING EXAMPLES


FIXTURE WITH MULTIPLE FACTORY-INSTALLED ACCESSORIES*

KT-CBLED24PS-22B-8CSA-VDIM /G2/FC2/L715P6/EM5




FIXTURE WITH MULTIPLE FACTORY-INSTALLED ACCESSORIES*

KT-CBLED24PS-22B-8CSA-VDIM /G2/FC2/EM5/480




FIXTURE WITH TWO FACTORY-INSTALLED ACCESSORIES*

KT-CBLED24PS-22B-8CSA-VDIM /G2/FC2/480




FIXTURE WITH SINGLE FACTORY-INSTALLED ACCESSORY

KT-CBLED24PS-22B-8CSA-VDIM /G2/FC2



FIXTURE WITH NO FACTORY-INSTALLED ACCESSORIES

KT-CBLED24PS-22B-8CSA-VDIM /G2



KEYSTONE FIXTURE

CATALOG NUMBER
KT-HBLED60-1.5F-840-VDIM-P /G2

SENSORS

SUFFIX	CATALOG NUMBER
<input checked="" type="checkbox"/> /FC2	KTSL-FC2-12V-SM-PIR

CORD SETS

SUFFIX	CATALOG NUMBER
<input checked="" type="checkbox"/> /L715P6	KT-CS-L715P-6-16/3

EMERGENCY BACKUP

SUFFIX	CATALOG NUMBER
<input checked="" type="checkbox"/> /EM5	KT-EMRG-LED-5C-500

STEP-DOWN TRANSFORMERS

SUFFIX	CATALOG NUMBER
<input checked="" type="checkbox"/> /480	KTAT-250-480-277 /SF

NOTE: STEP-DOWN TRANSFORMERS CANNOT BE ORDERED IN CONJUNCTION WITH STANDARD SJTOW CORD SET OPTIONS (CONTACT KEYSTONE SALES REP FOR AVAILABLE CUSTOM OPTIONS IF NEEDED).

* WHEN ORDERING MORE THAN ONE FACTORY-INSTALLED ACCESSORY, USE MULTIPLE SUFFIXES AS SHOWN IN THE ORDERING EXAMPLES ABOVE.
NOTE: ALL ACCESSORIES CAN ALSO BE ORDERED SEPARATELY FOR FIELD INSTALLATION USING JUST THEIR REGULAR CATALOG NUMBER, UPC, OR EASY CODE.