

KT-FLED290PSHV-R2X-UNV-8CSB-VDIM

HIGH POWER FLOODLIGHT

DESCRIPTION

High Power Floodlight | Power Select | Color Select | 277-480V | 80 CRI | Bronze Housing

APPLICATION

Ground, pole, or building mount applications (parking lots, auto dealerships, building facades, signs, recreational venues, general area lighting)




PRODUCT FEATURES

- Keystone Power Select technology (290/210W)
- Keystone Color Select technology (3000/4000/5000K)
- High power floodlight with innovative design based on established floodlight principles
- Die cast aluminum housing, with optional glare shield accessory (sold separately)
- Heavy duty, interchangeable slipfitter and trunnion mount options included
- Suitable for ground, pole, or building mount applications
- 3 pin twist lock photocell and shorting cap included with NEMA/ANSI C136.10 3 pin twist lock receptacle
- Precision-crafted optics lens with NEMA 7H x 6V, 6H x 6V, and 5H x 5V options available. See below chart for details.
- Keystone 0-10V dimming driver with 12V AUX power tap and 6kV surge protection
- Ambient operating temperature: -40°C/-40°F - 50°C/122°F
- UL and DLC listed, IP65 rated
- Power factor: > 0.95
- THD: < 20%
- LED chip lifetime: L70 > 100,000 hrs @ 25°C/77°F ambient fixture temperature
- Meets FCC Part 15, Part B, Class A standards for conducted and radiated emissions

PRODUCT SPECIFICATIONS

| Catalog Number | Selectable Wattage | Selectable CCT | Lumen Output | Efficacy | Input Voltage | CRI | Dimming | Mounting | Dist Pattern | Photocell | Rated Life | Legacy Equivalent |
|----------------------------------|--------------------|----------------|--------------|----------|---------------|-----|---------|-------------------------------------------|--------------|-----------|--------------|-------------------|
| KT-FLED290PSHV-R2B-UNV-8CSB-VDIM | 290W | 3000K | 34800 | 120 lm/W | 277 - 480V | >80 | 0-10V | Universal: 2 3/8" Slip Fitter or Trunnion | 7H x 6V | Included | 50,000 Hours | 1000W MH |
| KT-FLED290PSHV-R2C-UNV-8CSB-VDIM | | 4000K | 40600 | 140 lm/W | | | | | 6H x 6V | | | |
| KT-FLED290PSHV-R2D-UNV-8CSB-VDIM | 210W | 5000K | 37700 | 130 lm/W | | | | | | | | |
| | | 3000K | 27300 | 130 lm/W | | | | | 5H x 5V | | | |
| | | 4000K | 29400 | 140 lm/W | | | | | | | | |
| | | 5000K | 28350 | 135 lm/W | | | | | | | | |

*Note: fixtures with 6H x 6V or 5H x 5V optics are assembled to order. Lead times may apply.

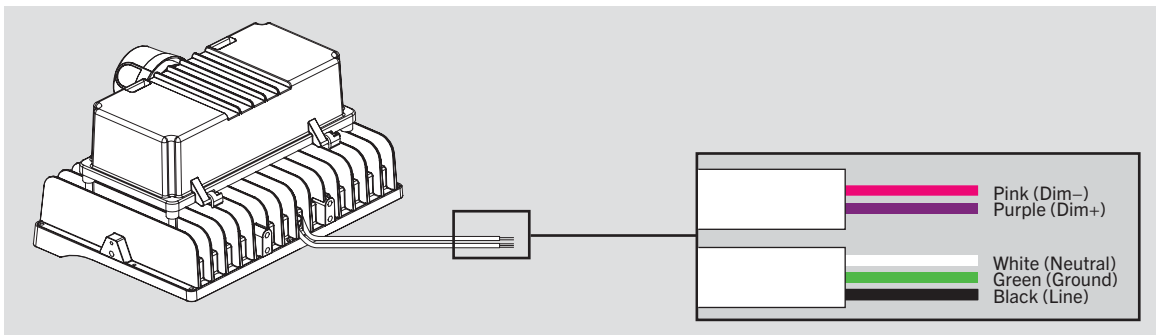
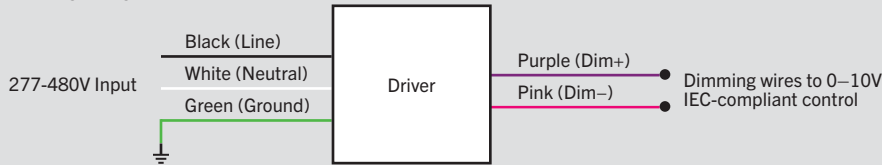


KT-FLED290PSHV-R2X-UNV-8CSB-VDIM

HIGH POWER FLOODLIGHT

WIRING DIAGRAM

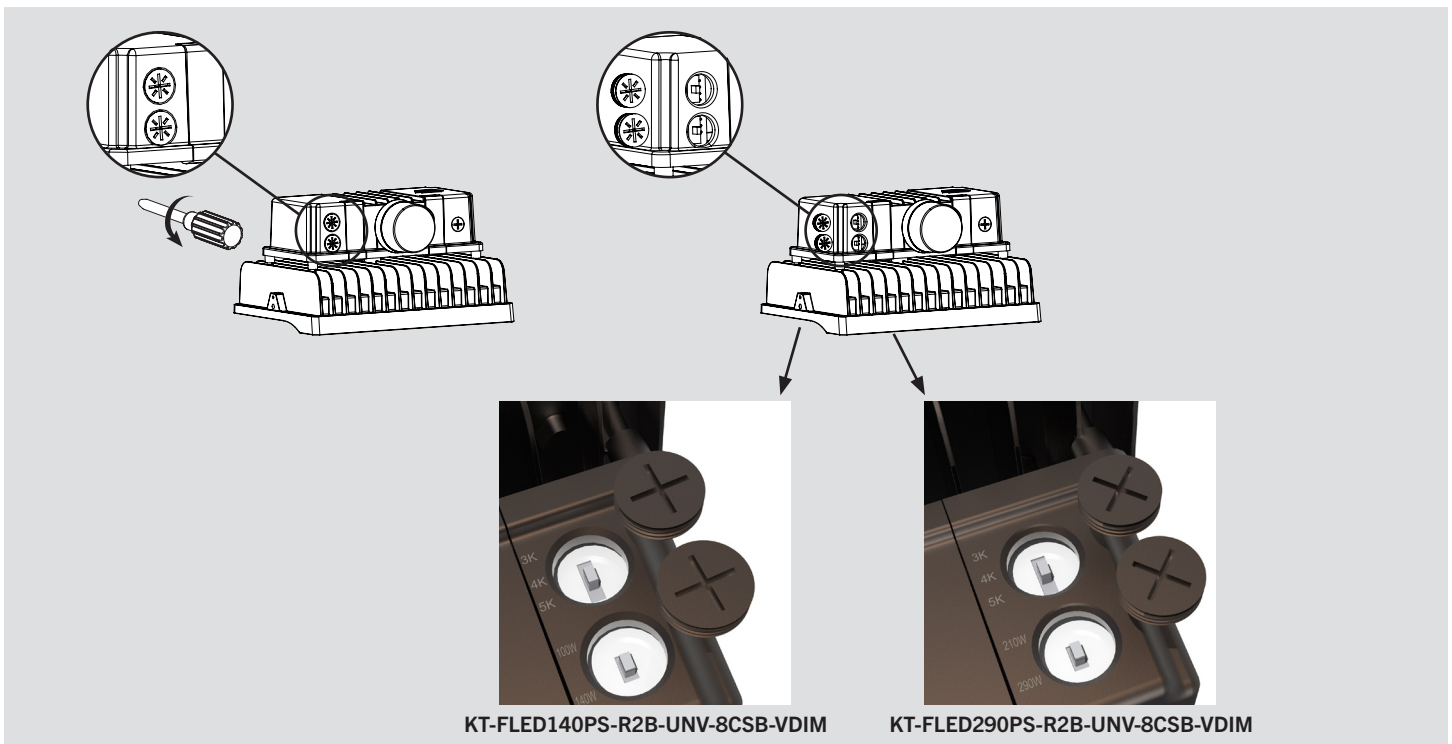
GENERAL WIRING DIAGRAM



POWER AND COLOR SELECT INSTRUCTIONS

This fixture is equipped with field-adjustable selectable wattage and selectable CCT technology.

1. Ensure power is off to the fixture.
2. Unscrew the gasketed caps from the back of the fixture as shown in the images below.
3. Adjust dip switches to desired settings.
4. Screw on gasketed caps.
5. Restore power to fixture.



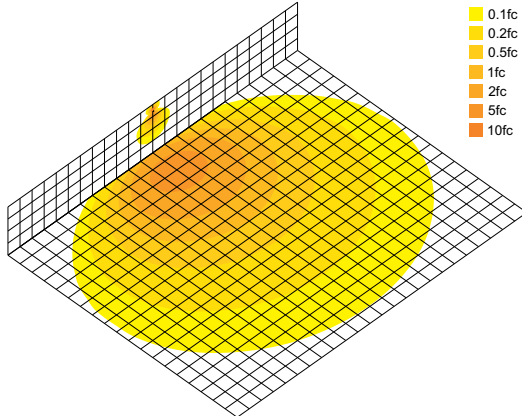


KT-FLED290PSHV-R2X-UNV-8CSB-VDIM

HIGH POWER FLOODLIGHT

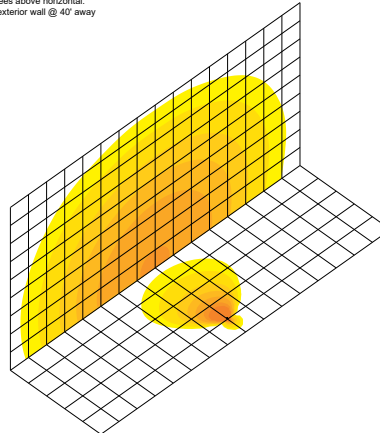
PHOTOMETRICS

290W 5000K Building Mount: Building exterior mounted at 35', 30 degrees below horizon



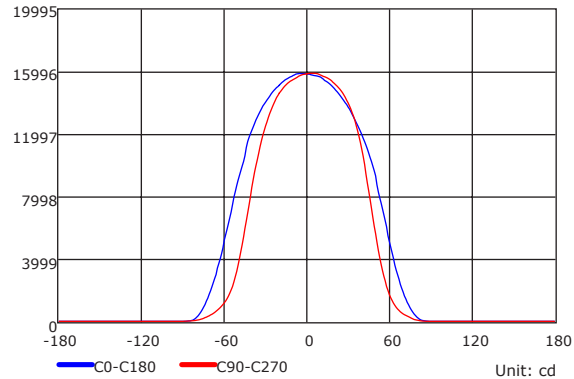
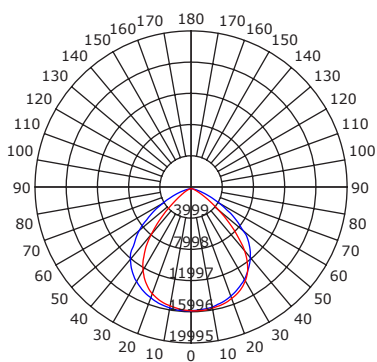
- 0.1fc
- 0.2fc
- 0.5fc
- 1fc
- 2fc
- 5fc
- 10fc

290W 5000K Ground Mount:
6' above ground, 10 degrees above horizontal.
Shining towards building exterior wall @ 40' away



- 0.1fc
- 0.2fc
- 0.5fc
- 1fc
- 2fc
- 5fc
- 10fc

Luminous Intensity Distribution Curve

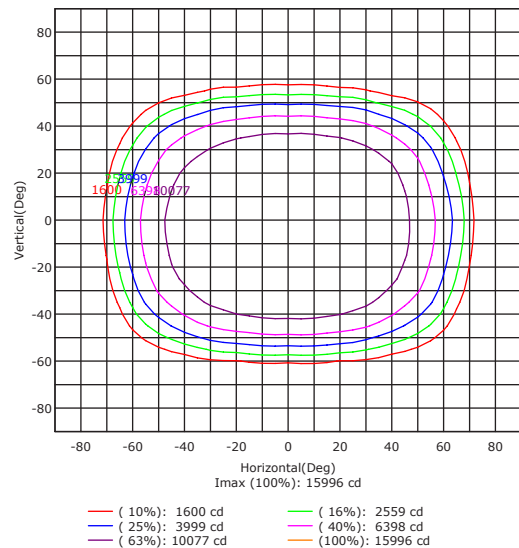


Illuminance at a Distance

| Dist(m) | Enadir(lx) | Dh/Dv | B(m) | S B(sq.m) | Eav B(lx) |
|---------|------------|-------------|--------|-----------|-----------|
| 1.0 | 15954.392 | .66/1.89 | 4.13 | 515.49 | |
| 2.03 | 988.605 | .31/3.79 | 16.6 | 878.87 | |
| 3.0 | 1772.717 | .97/5.68 | 37.3 | 390.61 | |
| 4.0 | 997.15 | 10.63/7.57 | 66.4 | 219.72 | |
| 5.06 | 38.18 | 13.28/9.47 | 103.7 | 140.62 | |
| 6.0 | 443.18 | 15.94/11.36 | 149.3 | 97.65 | |
| 7.03 | 25.60 | 18.59/13.25 | 203.2 | 71.74 | |
| 8.0 | 249.29 | 21.25/15.15 | 265.4 | 54.93 | |
| 9.0 | 196.97 | 23.91/17.04 | 335.94 | 3.40 | |
| 10.0 | 159.54 | 26.56/18.94 | 414.73 | 5.15 | |

Dh Dv Beam Angle(B): H106.0 V86.9 Field Angle(F): H142.8 V117.8

Isocandela (Rectangle)



- (10%): 1600 cd
- (25%): 3999 cd
- (63%): 10077 cd
- (16%): 2559 cd
- (40%): 6398 cd
- (100%): 15996 cd



KT-FLED290PSHV-R2X-UNV-8CSB-VDIM





HIGH POWER FLOODLIGHT

EPA SPECIFICATIONS

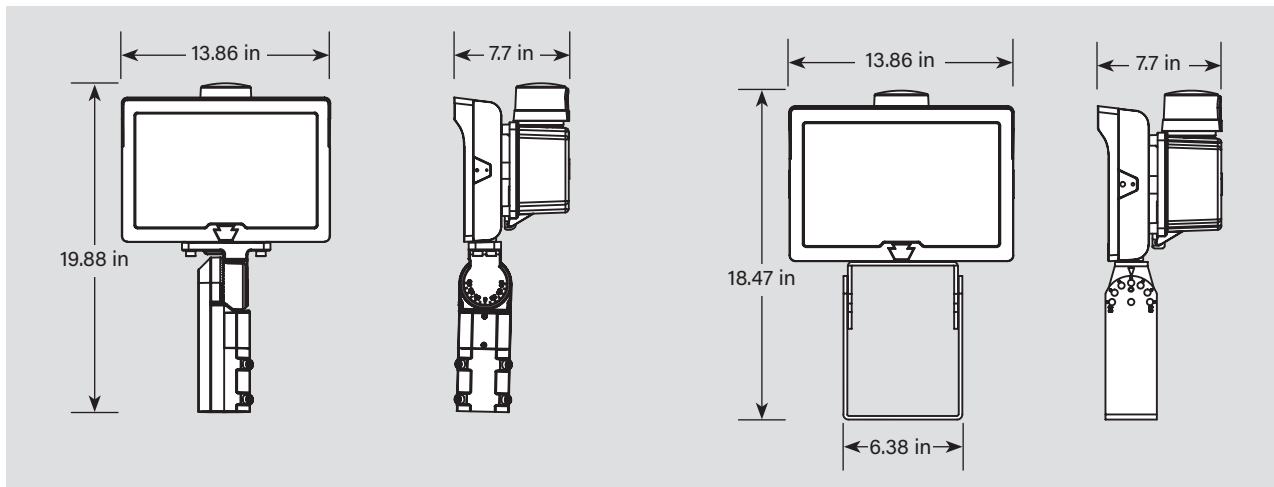
Small-Size Fixture Housing


- Conditions: Horizontal winds only for calculations. Worst case total projected area used for calculations.
- All drag coefficients are set as worst case 1.2.
- For details on exact EPA calculations and assumptions, please contact productsupport@keystonetech.com

EPA Calcs (1.2*ft^2 | View)

| | | | Single Fixture | 2 Fixtures at 90° | 2 Fixtures at 180° |
|--------------------------------------------------------------------------------------------------------|------------------|--------------|-----------------------------------------------------------------------------------|-----------------------------------------------------------------------------------|-----------------------------------------------------------------------------------|
| Mounting Application | Fixture Position | Housing Size |  |  |  |
| Slip Fitter Mount  | 45° | L (290W) | 1.139 sq. ft. | 1.831 sq. ft. | 1.384 sq. ft. |

PHYSICAL SPECIFICATIONS





KT-FLED290PSHV-R2X-UNV-8CSB-VDIM

HIGH POWER FLOODLIGHT

ACCESSORIES (INCLUDED)

| Catalog Number | DescriptionC | Color |
|----------------|----------------------------------------------------|--------|
| KT-TLP-HV-3PN | NEMA-Type 3-Pin Photocell; 277-480V; 1800VA max | Yellow |



ACCESSORIES (SOLD SEPARATELY)

| Catalog Number | Description |
|---------------------|-------------------------------|
| KT-FLED-GS-R2-2-KIT | Glare shield for 290W Fixture |



ORDERING INFORMATION

| Catalog Number | UPC | Easy Code | DLC PRODUCT ID |
|---------------------------------------|--------------|-----------|----------------|
| KT-FLED290PSHV-R2B-UNV-8CSB-VDIM | 843654138671 | HNG-71 | S-3QJ7MH |
| KT-FLED290PSHV-R2B-UNV-8CSB-VDIM /TAA | 843654158723 | NPP-40 | |
| KT-FLED290PSHV-R2C-UNV-8CSB-VDIM | 843654145655 | NNB-24 | S-6UP2SD |
| KT-FLED290PSHV-R2D-UNV-8CSB-VDIM | 843654145686 | HKF-40 | S-S2L91M |

CATALOG NUMBER BREAKDOWN

KT-FLED290PSHV-R2X-UNV-8CSB-VDIM

1
2
3
4
5
6
7
8
9
10
11
12
13
14

- 1 Keystone Technologies
- 2 Floodlight LED
- 3 Max Wattage
- 4 Power Select
- 5 High Voltage
- 6 Shape
- 7 Style
- 8 Distribution
- 9 Mounting
- 10 80 CRI
- 11 Color Select
- 12 Color Select Designation
- 13 0-10V Dimming

6 Shape

| | |
|---|-------------|
| R | Rectangular |
|---|-------------|

7 Style

| | |
|---|----------|
| 2 | Series 2 |
|---|----------|

8 Distribution

| | |
|---|--------------------------|
| B | NEMA 7H x 6V Beam Spread |
| C | NEMA 6H x 6V Beam Spread |
| D | NEMA 5H x 5V Beam Spread |

9 Mounting

| | |
|-----|-----------|
| UNV | Universal |
|-----|-----------|

12 Color Select Designation

| | |
|---|-----------------|
| B | 3000/4000/5000K |
|---|-----------------|

14 TAA Compliant*

| | |
|------|----------------|
| /TAA | Made in Mexico |
|------|----------------|

* Note: KT-FLED290PSHV-R2X-UNV-8CSB-VDIM is the only item available for TAA