

# KT-MSLED90PS-8-8CSA-VDIM

## LED MICROSTRIP FIXTURE

### DESCRIPTION

8' LED Microstrip Fixture | 120–277V Input | Frosted Lens | 0–10V Dimming

### APPLICATION

Used for commercial, retail, and residential strip applications



### PRODUCT FEATURES

- Features Keystone Color Select technology. Adjust CCT between 3500K, 4000K, or 5000K
- Features Keystone Power Select technology. Adjust power between 90W, 75W, and 54W
- Powered by Keystone 0–10V dimming LED drivers
- Post-painted steel body; PMMA lens
- Compatible with Keystone SmartSafe emergency LED drivers
- Compatible with Keystone occupancy sensors
- Available with Keystone's SmartLoop Bluetooth™ mesh wireless control system as an integral luminaire level lighting control, with features such as high-end trim, grouping, occupancy/vacancy sensing, and scheduling.
- Ambient operating temperature: –20°C/–4°F to 50°C/122°F
- UL Listed 1598: Suitable for dry and damp locations
- THD: < 20%
- Power factor > 0.95

### POWER AND COLOR TEMPERATURE SELECTABILITY

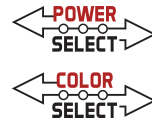
- Keystone Color Select Technology: Adjustable CCT (3500K/4000K/5000K)
- Keystone Power Select Technology: Adjustable Wattage (90W/75W/54W)

### PRODUCT SPECIFICATIONS

| Catalog Number            | Input Voltage | Wattage | Color Temperature | Lumens | Efficacy | Rated Life | CRI | Power Factor |
|---------------------------|---------------|---------|-------------------|--------|----------|------------|-----|--------------|
| KT-MSLED90PS-8-8CSA-VDIM* | 120-277V      | 90W     | 3500K             | 11,880 | 132 lm/W | 50,000 hrs | >80 | >0.9         |
|                           |               |         | 4000K             | 11,970 | 133 lm/W |            |     |              |
|                           |               |         | 5000K             | 12,060 | 134 lm/W |            |     |              |
|                           |               | 75W     | 3500K             | 10,125 | 135 lm/W |            |     |              |
|                           |               |         | 4000K             | 10,200 | 136 lm/W |            |     |              |
|                           |               |         | 5000K             | 10,275 | 137 lm/W |            |     |              |
|                           |               | 54W     | 3500K             | 7,668  | 142 lm/W |            |     |              |
|                           |               |         | 4000K             | 7,722  | 143 lm/W |            |     |              |
|                           |               |         | 5000K             | 7,776  | 144 lm/W |            |     |              |

### ONE CATALOG NUMBER WITH 9 DIFFERENT OPTIONS

\* Preset to highest lumen output (90W / 5000K)  
 \* Color Uniformity: CCT (Correlated Color Temperature) range as per guidelines outlined in ANSI C78.377-2017.

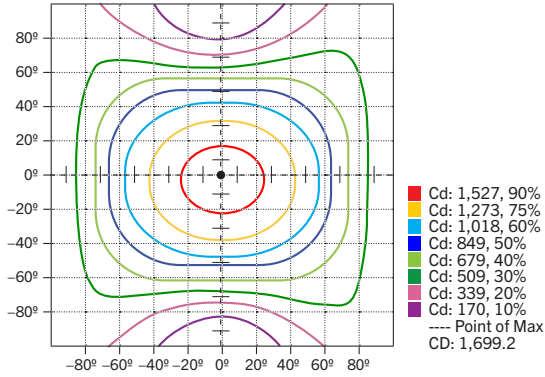


# KT-MSLED90PS-8-8CSA-VDIM

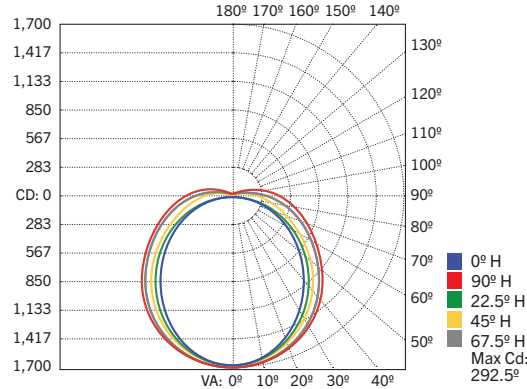
## LED MICROSTRIP FIXTURE

### PHOTOMETRIC SPECIFICATIONS

#### ISOCANDELA PLOT



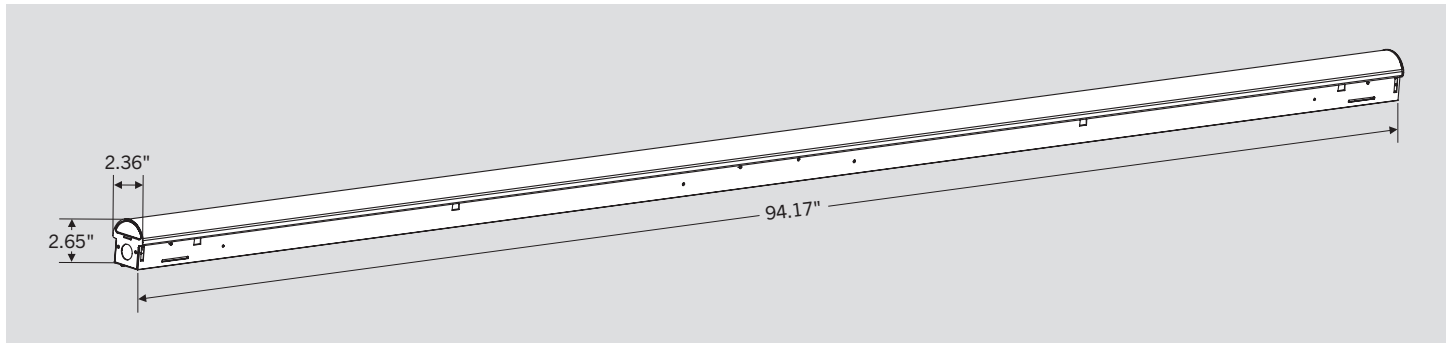
#### POLAR CANDELA DISTRIBUTION



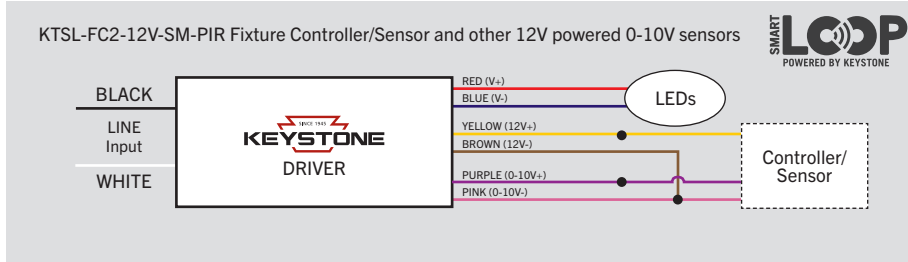
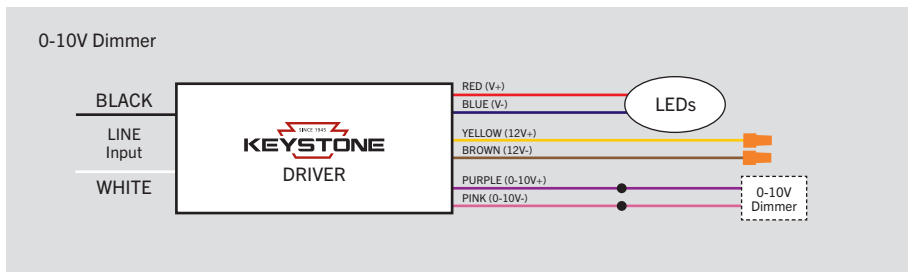
#### ZONAL LUMEN SUMMARY

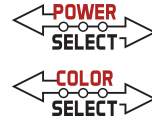
| Zone   | Lumens  | % Luminaire |
|--------|---------|-------------|
| 0-30   | 1,295.9 | 21.9%       |
| 0-40   | 2,122.9 | 35.9%       |
| 0-60   | 3,804.3 | 64.3%       |
| 60-90  | 1,556.1 | 26.3%       |
| 70-100 | 1,110.0 | 18.8%       |
| 90-120 | 457.1   | 7.7%        |
| 0-90   | 5,360.4 | 90.6%       |
| 90-180 | 553.4   | 9.4%        |
| 0-180  | 5,913.8 | 100%        |

### PHYSICAL SPECIFICATIONS



### WIRING DIAGRAMS






# KT-MSLED90PS-8-8CSA-VDIM

## LED MICROSTRIP FIXTURE

### ACCESSORIES

#### SENSORS

Factory-Installable OR Field-Installable (field-installable purchased separately)

| ✓ | SUFFIX* | CATALOG NUMBER       | DESCRIPTION  | UPC          | EASY CODE |
|---|---------|----------------------|--|--------------|-----------|
|   | /PIR    | KTS-PIR2-UV-KO       | High Bay PIR Motion Sensor, 120-347V Input. Adjustable Standby Dim level, Hold Times & Daylight Threshold controls. Fixture Mount via 1/2 inch KO  | 843654123288 | I0F-04    |
|   | /MW     | KTS-MW3-UV-KO-K2     | Microwave Sensor Kit, Includes 120-277V input to 12V DC convertor, IP65 12V input sensor head, Nomex Sleeve, Extension Neck. Bi-Level Control with Adjustable Hold Time, Dim Level and Standby Time. Installs via standard 1/2in KO          | 843654134352 | TBV-76    |
|   | /FC2    | KTSL-FC2-12V-SM-PIR  | Bluetooth mesh wireless low voltage individual fixture controller for SmartLoop system with integrated daylight and PIR motion sensors, 12V, 0-10V Dimming   | 843654135236 | TCM-01    |
|   | /HBFC1  | KTSL-HBFC1-UV-KO-PIR | Bluetooth mesh Wireless Fixture Controller for SmartLoop System with integrated daylight and PIR motion sensor. 120-277V. 3A Max Load with 0-10V Dimming  | 843654129266 | AEJ-50    |



Smart Loop PIR Sensor  
KTSL-HBFC1-UV-KO-PIR

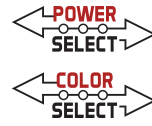


Fixture installed with KTSL-FC2-12V-SM-PIR  
and KT-MSLED-SLB-1 bracket

**Note:** Keystone SmartLoop is a DLC Qualified Network Lighting Control solution, offering advanced functions such as complete wireless control, zoning, high-end trim, occupancy/vacancy sensing, scene setting, and scheduling. To learn more about SmartLoop, please visit <http://www.keystonetech.com/smartloop>.

\* FOR FACTORY INSTALLATION OF ACCESSORY, ADD SUFFIX TO FIXTURE PART NUMBER (SEE ORDERING EXAMPLES AND INSTRUCTIONS ON LAST PAGE OF SPEC SHEET).

(Accessories continued on next page)



# KT-MSLED90PS-8-8CSA-VDIM


## LED MICROSTRIP FIXTURE

### ACCESSORIES (continued)

#### CORD SETS

Factory-Installable OR Field-Installable (field-installable purchased separately)

| ✓ | SUFFIX*  | CATALOG NUMBER      | DESCRIPTION   | UPC          | EASY CODE |
|---|----------|---------------------|---|--------------|-----------|
|   | /515P6   | KT-CS-515P-6-18/3   | Cord set; 125V NEMA 5-15P; straight blade plug ;6' SJTOW cable; 18/3 wire | 843654140124 | UKH-26    |
|   | /L715P10 | KT-CS-L715P-10-16/3 | Cord set; 277V NEMA L7-15P; twist lock plug; 10' SJTOW cable; 16/3 wire   | 843654140131 | SFV-88    |
|   | /L615P10 | KT-CS-L615P-10-16/3 | Cord set; 250V NEMA L6-15P; twist lock plug; 10' SJTOW cable; 16/3 wire   | 843654140148 | ZQS-05    |
|   | /L515P10 | KT-CS-L515P-10-16/3 | Cord set; 250V NEMA L5-15P; twist lock plug; 10' SJTOW cable; 16/3 wire   | 843654140155 | GVH-22    |
|   | /L715P6  | KT-CS-L715P-6-16/3  | Cord set; 277V NEMA L7-15P; twist lock plug; 6' SJTOW cable; 16/3 wire    | 843654140162 | DVU-44    |
|   | /L615P6  | KT-CS-L615P-6-16/3  | Cord set; 250V NEMA L6-15P; twist lock plug; 6' SJTOW cable; 16/3 wire    | 843654140179 | LCW-66    |
|   | /L515P6  | KT-CS-L515P-6-16/3  | Cord set; 250V NEMA L5-15P; twist lock plug; 6' SJTOW cable; 16/3 wire    | 843654140186 | POC-82    |
|   | /NP10    | KT-CS-NP-10-16/3    | Cord; no plug; inners 1/2" strip on both ends; 10' SJTOW cable; 16/3 wire | 843654140193 | YOH-90    |
|   | /NP6     | KT-CS-NP-6-16/3     | Cord; no plug; inners 1/2" strip on both ends; 6' SJTOW cable; 16/3 wire  | 843654140216 | HUB-73    |
|   | /NP15    | KT-CS-NP-15-16/3    | Cord; no plug; inners 1/2" strip on both ends; 15' SJTOW cable; 16/3 wire | 843654140209 | EYD-18    |



Cord Sets

\* FOR FACTORY INSTALLATION OF ACCESSORY, ADD SUFFIX TO FIXTURE PART NUMBER (SEE ORDERING EXAMPLES AND INSTRUCTIONS ON LAST PAGE OF SPEC SHEET).  
 NOTE: FOR CORD SETS NOT LISTED HERE, PLEASE CONTACT YOUR KEYSTONE SALES REP.

#### EMERGENCY BACKUP

Factory-Installable OR Field-Installable (field-installable purchased separately)

| ✓ | SUFFIX* | CATALOG NUMBER         | DESCRIPTION  | UPC          | EASY CODE |
|---|---------|------------------------|--|--------------|-----------|
|   | /EM5    | KT-EMRG-LED-5C-500-SEN | LED Emergency Back-Up, One Piece Slim 5W Constant Wattage Design, Approx 500 Lumens. 90 Min Operation, 120-277V Input, CEC T20 Compliant. Includes Instruction Sheets, Test Switch, and Wiring Accessories | 843654128276 | CPO-29    |
|   | /EM12   | KT-EMRG-LED-12C-1200   | LED Emergency Back-Up, 12W Constant Wattage Design. Approx 1200 Lumens. 120-277V Input. Remote Compact Battery Pack. CEC T20 Compliant. Includes Instructions, Test Switch and Wiring Accessories.         | 843654103112 | OJQ-32    |

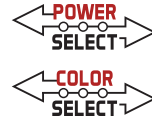


5W, 500 lumen Battery Backup  
KT-EMRG-LED-5C-500-SEN

12W, 1200 lumen Battery Backup  
KT-EMRG-LED-12C-1200

\* FOR FACTORY INSTALLATION OF ACCESSORY, ADD SUFFIX TO FIXTURE PART NUMBER (SEE ORDERING EXAMPLES AND INSTRUCTIONS ON LAST PAGE OF SPEC SHEET).  
 † FACTORY INSTALLATION OF EMERGENCY BACKUP UNITS WILL AUTOMATICALLY INCLUDE ANY RELEVANT MOUNTING BRACKET.

(Accessories continued on next page)



# KT-MSLED90PS-8-8CSA-VDIM

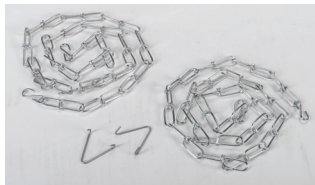
## LED MICROSTRIP FIXTURE

**ACCESSORIES** (continued)


**MOUNTS AND BRACKETS**

Field-Installable / Field-Use **ONLY** (purchased separately)

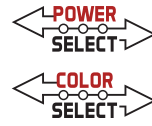
| CATALOG NUMBER   | DESCRIPTION   | UPC          | EASY CODE |
|------------------|---|--------------|-----------|
| KT-MSLED-VH-KIT  | V-Hook and Chain Kit for Keystone Micro LED Strip fixtures. Includes (2) V-Hooks and (2) chains 40in long | 843654121031 | YAK-04    |
| KT-MSLED-SLB-1   | Microstrip Bracket for Smart Loop KTSL-FC2-12V-SM-PIR Sensor  | 843654135472 | GGU-95    |
| KT-MSLED-LSM-KIT | Linking Surface Mount Kit for MSLED fixtures. Includes End to End Metal bracket and KO grommet            | 843654126883 | BCV-03    |



V-Hook and Chain Kit  
KT-MSLED-VH-KIT



Linking Surface Mount Kit  
KT-MSLED-LSM-KIT



# KT-MSLED90PS-8-8CSA-VDIM

## LED MICROSTRIP FIXTURE

### ORDERING INFORMATION

| Order Code               | Pack Quantity | Easy Code | UPC          |
|--------------------------|---------------|-----------|--------------|
| KT-MSLED90PS-8-8CSA-VDIM | 1             | KQV-13    | 843654134499 |

### CATALOG NUMBER BREAKDOWN

# KT-MSLED90PS-8-8CSA-VDIM

- 1 Keystone Technologies
- 2 LED Microstrip Fixture
- 3 Wattage
- 4 Power Select
- 5 8' Nominal Length
- 6 80 CRI
- 7 Color Select
- 8 Color Select Designation
- 9 0–10V Dimming

### 8 Color Select Designation

|   |                     |
|---|---------------------|
| A | 3500K, 4000K, 5000K |
|---|---------------------|

### ORDERING EXAMPLES

FIXTURE WITH MULTIPLE FACTORY-INSTALLED ACCESSORIES\*

KT-MSLED90PS-8-8CSA-VDIM /PIR /NP10/EM5 /VH

FIXTURE WITH MULTIPLE FACTORY-INSTALLED ACCESSORIES\*

KT-MSLED90PS-8-8CSA-VDIM /PIR /EM5 /VH

FIXTURE WITH TWO FACTORY-INSTALLED ACCESSORIES\*

KT-MSLED90PS-8-8CSA-VDIM /PIR /NP10

FIXTURE WITH SINGLE FACTORY-INSTALLED ACCESSORY

KT-MSLED90PS-8-8CSA-VDIM /PIR

FIXTURE WITH NO FACTORY-INSTALLED ACCESSORIES

KT-MSLED90PS-8-8CSA-VDIM

#### KEYSTONE FIXTURE

| CATALOG NUMBER           |
|--------------------------|
| KT-MSLED90PS-8-8CSA-VDIM |

#### SENSORS

| SUFFIX | CATALOG NUMBER |
|--------|----------------|
| ✓ /PIR | KTS-PIR2-UV-KO |

#### CORD SETS

| SUFFIX  | CATALOG NUMBER   |
|---------|------------------|
| ✓ /NP10 | KT-CS-NP-10-16/3 |

#### EMERGENCY BACKUP

| SUFFIX | CATALOG NUMBER         |
|--------|------------------------|
| ✓ /EM5 | KT-EMRG-LED-5C-500-SEN |

#### MOUNTS AND BRACKETS

| SUFFIX | CATALOG NUMBER  |
|--------|-----------------|
| ✓ /VH  | KT-MSLED-VH-KIT |

\* WHEN ORDERING MORE THAN ONE FACTORY-INSTALLED ACCESSORY, USE MULTIPLE SUFFIXES AS SHOWN IN THE ORDERING EXAMPLES ABOVE.  
 NOTE: ALL ACCESSORIES CAN ALSO BE ORDERED SEPARATELY FOR FIELD INSTALLATION USING JUST THEIR REGULAR CATALOG NUMBER, UPC, OR EASY CODE.