

# KT-RHLED150PS-12C-8CSB-VDIM-P

## ROUND LED HIGH BAY FIXTURE

**DESCRIPTION**

Round LED High Bay Fixture | Power Select 150/100/70W |  
 Color Select 3000/4000/5000K | 120–277V Input | 0–10V Dimming |  
 Built in Sensor Receptacle

**APPLICATION**

Used for commercial and industrial High Bay lighting applications




**PRODUCT FEATURES**

- High Power Round High Bay, optimized for 40'+ mounting heights and related higher ambient temperatures
- Design features a large spacer between LED driver and the diecast heat sink to optimize thermal performance
- Features Keystone Power Select technology. Adjust power between 150/100/70W
- Features Keystone Color Select technology. Adjust CCT between 3000/4000/5000K
- Designed to accept easy screw-in installation of optional sensors
- Powered by Keystone 0–10V dimming LED driver
- Ring bolt mounting accessory included
- 6' cord for input and dimming wires
- Powder-coated aluminum housing; Polycarbonate lens
- Ribbed lens to reduce glare
- Low optical flicker
- Built-in 6kV surge protection
- LED lifetime: L70 >100,000 hours @ 25°C fixture ambient
- Ambient operating temperature: –40°C/–40°F to 60°C/140°F
- IP65 rated, wet location
- Listed on QPL DLC, Premium
- TAA options available, see Ordering Information below for details

**PERFORMANCE SPECIFICATIONS**

Catalog Number	Nominal Size	Selectable Wattage	Selectable CCT	Lumens	Efficacy	Input Voltage	Dimmable	DLC	CRI	Housing Color
KT-RHLED150PS-12C-8CSB-VDIM-P	12"	70W	3000K	11000	155 lm/W	120–277V	0–10V	Yes	> 80	Black
			4000K	11650	170 lm/W					
			5000K	11750	168 lm/W					
		100W	3000K	15000	150 lm/W					
			4000K	16230	168 lm/W					
			5000K	16100	162 lm/W					
		150W	3000K	21270	139 lm/W					
			4000K	23100	160 lm/W					
			5000K	22500	149 lm/W					

Note: Preset to highest lumen output (150W / 5000K)  
 Note: Color uniformity: CCT (Correlated Color Temperature) range as per guidelines outlined in ANSI C78.377-2017

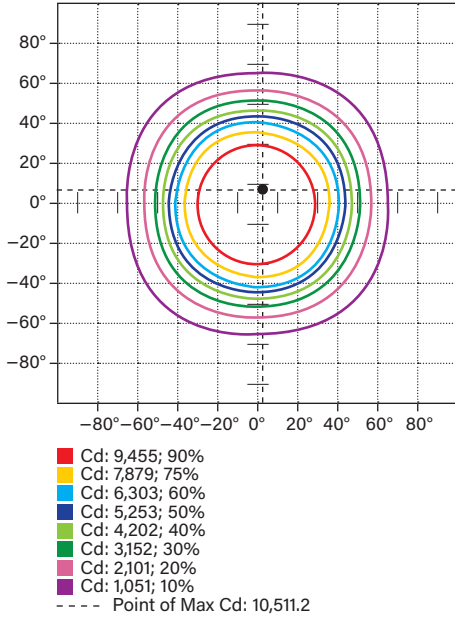


# KT-RHLED150PS-12C-8CSB-VDIM-P

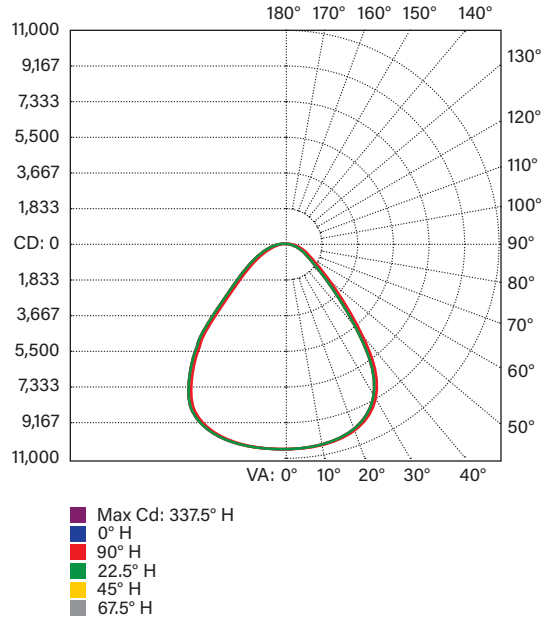
## ROUND LED HIGH BAY FIXTURE

### PHOTOMETRIC SPECIFICATIONS

ISOCANDELA PLOT



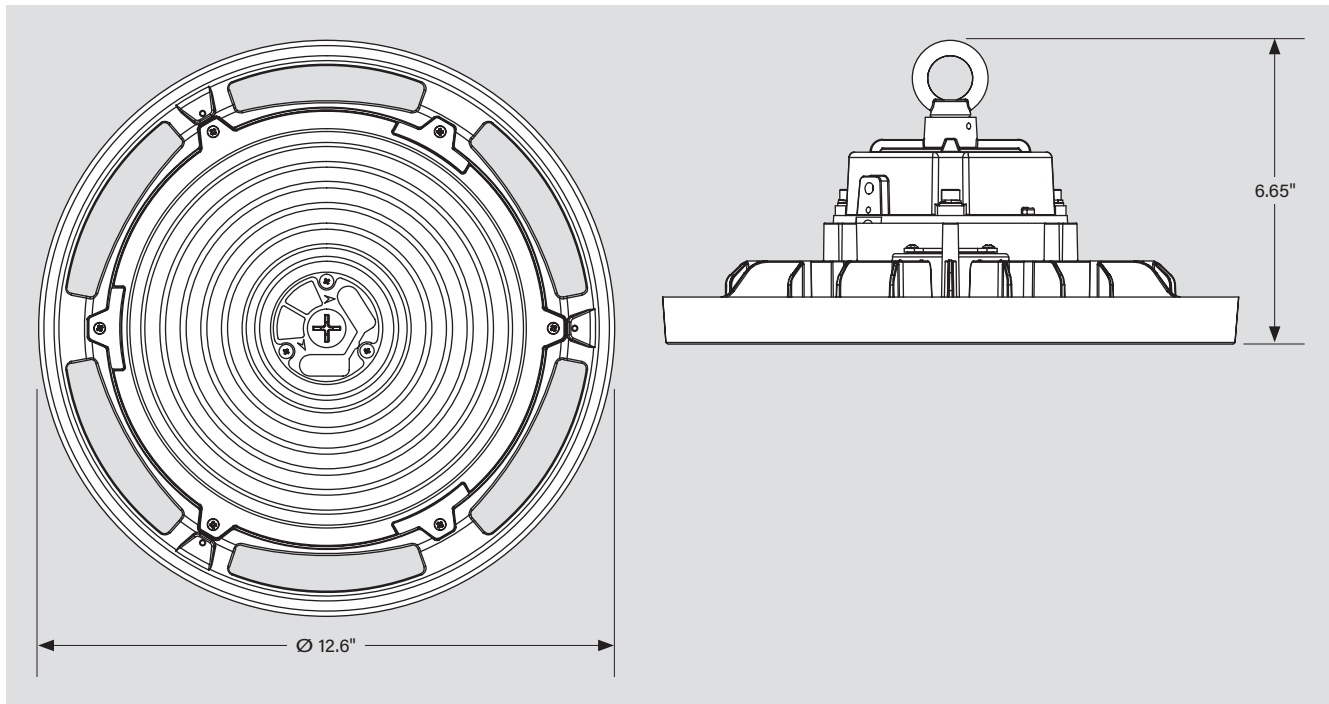
POLAR CANDELA DISTRIBUTION




ZONAL LUMEN SUMMARY

Zone	Lumens	% Luminaire
0-30	8,506.6	40.2%
0-40	13,587.0	64.2%
0-60	19,546.2	92.4%
60-90	21,155.8	7.6%
0-90	21,155.8	100.0%

### PHYSICAL SPECIFICATIONS

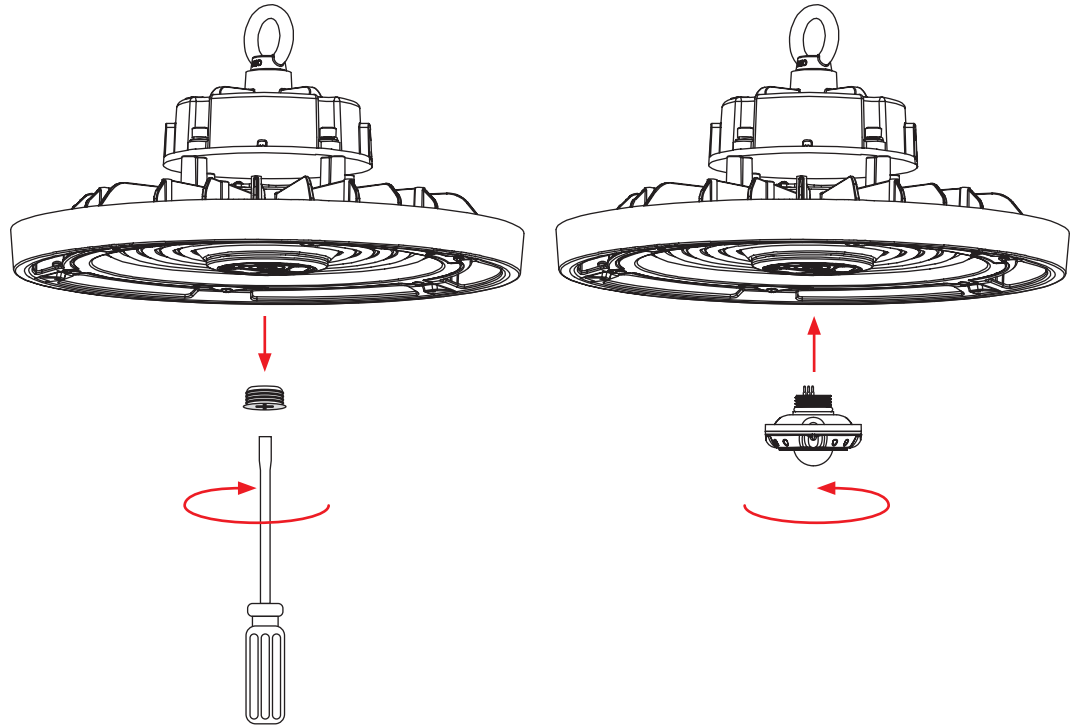





# KT-RHLED150PS-12C-8CSB-VDIM-P ROUND LED HIGH BAY FIXTURE


### QUICK-INSTALL

1. Ensure power is off to the fixture.
2. Remove 1/2" knock-out (KO) plug.
3. Screw in sensor head. (see illustrations)
4. Re-connect power when ready.
5. Program desired settings as needed with Keystone Remote Control.



### POWER SELECTION AND CCT SELECTION CAPABILITY







# KT-RHLED150PS-12C-8CSB-VDIM-P

## ROUND LED HIGH BAY FIXTURE

### ACCESSORIES

#### SENSORS

Factory-Installable OR Field-Installable (field-installable purchased separately)

✓	SUFFIX*	CATALOG NUMBER	DESCRIPTION	UPC	EASY CODE
	/FC3**	KTSL-FC3-12V-PKO-PIR	Bluetooth mesh wireless screw-in low voltage PIR sensor and fixture controller for SmartLoop system 	843654138862	OCW-60
	/FC4	KTSL-FC4-12V-PKO	Bluetooth mesh wireless screw-in low voltage fixture controller for SmartLoop system 	843654149066	RUN-10
	/PIR3	KTS-PIR3-12V-PKO /G2	Screw-in PIR sensor for round high bays; Adjustable settings via remote control	843654146447	GLF-99
	/MW3-A	KTS-MW3-12V-PKO /A	Screw-in microwave sensor for round high bays; Preset for 1 min hold time, 3 min standby time at 30% dim, daylight disabled	843654133317	XYR-25
	/MW3-B	KTS-MW3-12V-PKO /B	Screw-in microwave sensor for round high bays; Preset for 5 min hold time, 10 min standby time at 10% dim, daylight disabled	843654133324	SPF-37



Screw-in PIR Sensor  
KTSL-FC3-12V-PKO-PIR

Screw-in Fixture Controller  
KTSL-FC4-12V-PKO

Screw-in PIR Sensor  
KTSL-PIR3-12V-PKO /G2

Screw-in Microwave Sensor  
KTS-MW3-12V-PKO /A


Screw-in Microwave Sensor  
KTS-MW3-12V-PKO /B

\* For factory installation of accessory, add suffix to fixture part number (see ordering examples and instructions on last page of spec sheet).

\*\* When installing on Keystone highbay lights and an IP tight connection is desired, use the xxxx gasket provided with the sensor to ensure proper electrical connection and water tight seal. Hand tighten only.

Field-Installable / Field-Use ONLY (purchased separately)

CATALOG NUMBER	DESCRIPTION	UPC	EASY CODE
KTS-MW3-REMOTECONTROL	Remote control for KTS-MW3-12V-PKO /A or /B and KTS-PIR3-12V-PKO /G2 sensors. Used to set and adjust all sensor settings	843654132020	XSR-61



Remote Control


#### PLUGS

Factory-Installable OR Field-Installable (field-installable purchased separately)

✓	SUFFIX*	CATALOG NUMBER	DESCRIPTION	UPC	EASY CODE
	/L515P	KT-P-L515P	125V NEMA L5-15P twist lock plug	843654123486	GEW-06
	/L615P	KT-P-L615P	250V NEMA L6-15P twist lock plug	843654138619	VPX-09
	/L715P	KT-P-L715P	277V NEMA L7-15P twist lock plug	843654123493	ETV-78

\* For factory installation of accessory, add suffix to fixture part number (see ordering examples and instructions on last page of spec sheet).

(Accessories continued on next page)



# KT-RHLED150PS-12C-8CSB-VDIM-P

## ROUND LED HIGH BAY FIXTURE

**ACCESSORIES (continued)**

**EMERGENCY BACKUP**

Factory-Installable OR Field-Installable (field-installable purchased separately)

✓	SUFFIX*	CATALOG NUMBER	DESCRIPTION	UPC	EASY CODE
	/EM†	KT-EMRG-LED-40SD-5000-CEN /SF	One piece 40W constant wattage design with self diagnostics; Approx 5000 lumens; Single flex cable with included J-Box; 120-277V input; CEC T20 Compliant	843654144320	UGW-62

\* For factory installation of accessory, add suffix to fixture part number (see ordering examples and instructions on last page of spec sheet).  
 † Factory installation of emergency backup units will automatically include any relevant mounting bracket.

**MOUNTS AND BRACKETS**

Factory-Installable OR Field-Installable (field-installable purchased separately)

✓	SUFFIX*	CATALOG NUMBER	DESCRIPTION	UPC	EASY CODE
	/WG	KT-RHLED-WG-1-KIT /G2	Thick steel wire guard; Premium powder-coat construction; Includes mounting hardware; Fits all "12C" sized high bay fixtures	843654133263	NPV-09



\* For factory installation of accessory, add suffix to fixture part number (see ordering examples and instructions on last page of spec sheet).


Field-Installable / Field-Use ONLY (purchased separately)

CATALOG NUMBER	DESCRIPTION	UPC	EASY CODE
KT-RHLED-SM-1-KIT /G2	Steel surface mount kit, includes mounting hardware, fits all "12C" sized high bay fixtures	843654133249	JXD-63
KT-RHLED-JBOX-PM /G2	J-Box, optimized for pole pendant and step down transformer applications, fits all round LED high bay fixtures	843654133300	RAQ-94
KT-RHLED-AR90-1-KIT /G2	Aluminum dome reflector, 90 beam angle, includes mounting hardware, fits all "12C" sized high bay fixtures	843654133287	ZOV-89
KT-RHLED-CL90-1-KIT /G2	Clear polycarbonate dome reflector with bottom lens, 90 beam angle, includes mounting hardware, fits all "12C" sized high bay fixtures	843654133614	FVZ-16
KT-RHLED-JHOOK	J Hook for Round LED High Bay Fixtures	843654134703	DDW-74



\*Screw in PIR sensors can not be used with KT-RHLED-CL90-1-KIT /G2

(Accessories continued on next page)



# KT-RHLED150PS-12C-8CSB-VDIM-P

## ROUND LED HIGH BAY FIXTURE

**ACCESSORIES (continued)**


**STEP-DOWN TRANSFORMERS**

Factory-Installable OR Field-Installable (field-installable purchased separately)

✓	SUFFIX*	CATALOG NUMBER	DESCRIPTION	UPC	EASY CODE
	/480†	KTAT-250-480-277 /SF	Fully enclosed, single flex step-down transformer for LED high bay fixtures (250VA or lower)	843654102931	XIM-17



\* For factory installation of accessory, add suffix to fixture part number (see ordering examples and instructions on last page of spec sheet).  
 † Includes KT-RHLED-JBOX-PM /G2 mounting accessory. Suitable for hanging installation only, no pendant, with 480V Step Down Transformer installed.



# KT-RHLED150PS-12C-8CSB-VDIM-P

## ROUND LED HIGH BAY FIXTURE

### FIXTURE ORDERING INFORMATION

ORDER CODE	PACK QTY.	UPC	Easy Code	DLC PRODUCT ID
KT-RHLED150PS-12C-8CSB-VDIM-P	1	843654152134	JDU-43	S-5R9BK1
KT-RHLED150PS-12C-8CSB-VDIM-P /TAA	1	843654158600	WQM-44	

### FIXTURE CATALOG NUMBER BREAKDOWN

# KT-RHLED150PS-12C-8CSB-VDIM-P

1	2	3	4	5	6	7	8	9	10	11	12
1 Keystone Technologies	2 Round High Bay Fixture	3 LED Technology	4 Wattage	5 Power Select 150/100/70W	6 12" Diameter Circular Shape	7 80 CRI	8 Color Select Technology	9 Color Select 3000/4000/5000K	10 0-10V Dimming	11 Premium Series	12 TAA Compliant

12 TAA Compliant

/TAA Made in Mexico

### ORDERING EXAMPLES

FIXTURE WITH MULTIPLE FACTORY-INSTALLED ACCESSORIES\*

KT-RHLED150PS-12C-8CSB-VDIM-P/FC3/L515P/EM/WG/480

FIXTURE WITH MULTIPLE FACTORY-INSTALLED ACCESSORIES\*

KT-RHLED150PS-12C-8CSB-VDIM-P/FC3/EM/WG

FIXTURE WITH TWO FACTORY-INSTALLED ACCESSORIES\*

KT-RHLED150PS-12C-8CSB-VDIM-P/FC3/L515P

FIXTURE WITH SINGLE FACTORY-INSTALLED ACCESSORY

KT-RHLED150PS-12C-8CSB-VDIM-P/FC3

FIXTURE WITH NO FACTORY-INSTALLED ACCESSORIES

KT-RHLED150PS-12C-8CSB-VDIM-P

#### KEYSTONE FIXTURE

##### CATALOG NUMBER

KT-RHLED150PS-12C-8CSB-VDIM-P

#### SENSORS

<input checked="" type="checkbox"/>	SUFFIX	CATALOG NUMBER
<input checked="" type="checkbox"/>	/FC3	KTSL-FC3-12V-PKO-PIR

#### PLUGS

<input checked="" type="checkbox"/>	SUFFIX	CATALOG NUMBER
<input checked="" type="checkbox"/>	/L515P	KT-P-L515P

#### EMERGENCY BACKUP

<input checked="" type="checkbox"/>	SUFFIX	CATALOG NUMBER
<input checked="" type="checkbox"/>	/EM	KT-EMRG-LED-40SD-5000-CEN /SF

#### MOUNTS AND BRACKETS

<input checked="" type="checkbox"/>	SUFFIX	CATALOG NUMBER
<input checked="" type="checkbox"/>	/WG	KT-RHLED-WG-1-KIT /G2

#### STEP-DOWN TRANSFORMERS

<input checked="" type="checkbox"/>	SUFFIX	CATALOG NUMBER
<input checked="" type="checkbox"/>	/480	KTAT-250-480-277 /SF

\* When ordering more than one factory-installed accessory, use multiple suffixes as shown in the ordering examples above.

**Note:** All accessories can also be ordered separately for field installation using just their regular Catalog Number, UPC, or Easy Code.

**Note:** Step-down transformers cannot be ordered in conjunction with standard SJTOW cord set options (contact Keystone sales rep for available custom options if needed).